

PEARL GOLD AG

ISIN:

DE000A0AFGF3

WKN: A0AFGF

Overview

2022/12/02 08:20:11

Price

0.555 EUR

Difference  -4.31% (-0.03)

General attributes

ISIN	DE000A0AFGF3
Symbol	02P
Exchange	Frankfurt
Currency	EUR
Sector	Energy / Commodities
Security type	Stock
Market cap (m)	14 EUR
Benchmark	GERMANY DAX

Market data

Bid (Bid size)	-
Ask (Ask size)	-
Open	0.555 EUR
High	0.555 EUR
Low	0.555 EUR
Close (prev. day)	0.58 EUR
VWAP	0.555 EUR
Volume (pcs)	1,800
Trading volume	999.00
Number of trades	1
Last size	1,800

Futures and Options











Related Futures	-
Related Options	-

5y



Information about previous performance does not guarantee future performance.
Source: FactSet

Recent research

on sector		on market	
Date		Headline	Download
2022/11/28		Aktienempfehlungen Österreich	
2022/11/28		Global Equity Ratings	
2022/11/28		Aktienempfehlungen Global	
2022/11/21		Aktienempfehlungen Österreich	
2022/11/18		Global Equity Ratings	

Details

2022/12/02 08:20:11

Price
0.555 EUR

Difference ▼ -4.31% (-0.03)

General attributes

ISIN	DE000A0AFGF3
Symbol	02P
Exchange	Frankfurt
Currency	EUR
Sector	Energy / Commodities
Security type	Stock
Market cap (m)	14 EUR
Benchmark	GERMANY DAX

Market data

Bid (Bid size)	-
Ask (Ask size)	-
Open	0.555 EUR
High	0.555 EUR
Low	0.555 EUR
Close (prev. day)	0.58 EUR
VWAP	0.555 EUR
Volume (pcs)	1,800
Trading volume	999.00
Number of trades	1
Last size	1,800

Performance and Risk

	6m	1y	3y
Perf (%)	-21.83%	-34.71%	+102.55%
Perf (abs.)	-0.16	-0.30	+0.28
Beta	0.76	0.95	0.53
Volatility	132.56	126.45	118.02

5y



Information about previous performance does not guarantee future performance.
Source: FactSet

Price data

Ø price 5 days Ø volume 5 days (pcs.)	0.511 EUR (1,060)
Ø price 30 days Ø volume 30 days (pcs.)	0.510 EUR (3,923)
Ø price 100 days Ø volume 100 days (pcs.)	0.589 EUR (2,562)
Ø price 250 days Ø volume 250 days (pcs.)	0.710 EUR (1,907)
YTD High date	0.985 EUR (2022/02/14)
YTD Low date	0.396 EUR (2022/11/01)
52 Weeks High date	0.985 EUR (2022/02/14)
52 Weeks Low date	0.396 EUR (2022/11/01)

Arbitrage views

Exchange	Date	Time	Price	Trading volume (mio.)	Number of trades
Stuttgart	2022/12/02	17:24	0.496 EUR	0.00	7
London Stock Exchange	2019/05/13	09:57	0.33 EUR	0.02	1
Frankfurt	2022/12/02	08:20	0.555 EUR	0.00	1
Berlin	2022/12/02	08:10	0.59 EUR	0.00	1

Company profile

Company Logo

Contact Details

PEARL GOLD AG

--

Kurfürstendamm 213 - 10719 Berlin

Telefon: 49-30-5900304-36

Fax: 49-30-5900304-48

E-mail: info@pearlgoldag.com

Company Profile

-

Members of Management Board

Michael Reza Pacha	Chairman of Managing Board
--------------------	----------------------------

Board of directors

Gregor Hubler	Chairman of Supervisory Board
---------------	-------------------------------

Christian Naville	Member of Supervisory Board
-------------------	-----------------------------

Ifra Diakit�	Member of Supervisory Board
--------------	-----------------------------

Louis Couriol	Member of Supervisory Board
---------------	-----------------------------

Robert Faissal	Member of Supervisory Board
----------------	-----------------------------