

PEARL GOLD AG

ISIN:

DE000A0AFGF3

WKN: A0AFGF

Overview

2022/11/29 17:55:43

Price

0.53 EUR

Difference  23.26% (0.10)

General attributes

ISIN	DE000A0AFGF3
Symbol	02P
Exchange	Frankfurt
Currency	EUR
Sector	Energy / Commodities
Security type	Stock
Market cap (m)	13 EUR
Benchmark	GERMANY DAX

Market data

Bid (Bid size)	-
Ask (Ask size)	-
Open	0.406 EUR
High	0.53 EUR
Low	0.406 EUR
Close (prev. day)	0.43 EUR
VWAP	0.53 EUR
Volume (pcs)	3,400
Trading volume	1,802.00
Number of trades	2
Last size	3,400

Futures and Options











Related Futures	-
Related Options	-

5y



Information about previous performance does not guarantee future performance.
Source: FactSet

Recent research

on sector		on market	
Date		Headline	Download
2022/11/28		Aktienempfehlungen Österreich	
2022/11/28		Global Equity Ratings	
2022/11/28		Aktienempfehlungen Global	
2022/11/21		Aktienempfehlungen Österreich	
2022/11/18		Global Equity Ratings	

Details

2022/11/29 17:55:43

Price

0.53 EUR

Difference ▲ 23.26% (0.10)

General attributes

ISIN	DE000A0AFGF3
Symbol	02P
Exchange	Frankfurt
Currency	EUR
Sector	Energy / Commodities
Security type	Stock
Market cap (m)	13 EUR
Benchmark	GERMANY DAX

Market data

Bid (Bid size)	-
Ask (Ask size)	-
Open	0.406 EUR
High	0.53 EUR
Low	0.406 EUR
Close (prev. day)	0.43 EUR
VWAP	0.53 EUR
Volume (pcs)	3,400
Trading volume	1,802.00
Number of trades	2
Last size	3,400

Performance and Risk

	6m	1y	3y
Perf (%)	-34.57%	-39.77%	+90.65%
Perf (abs.)	-0.28	-0.35	+0.25
Beta	0.71	0.93	0.52
Volatility	126.59	123.42	117.09

5y



Information about previous performance does not guarantee future performance.
Source: FactSet

Price data

Ø price 5 days Ø volume 5 days (pcs.)	0.45 EUR (680)
Ø price 30 days Ø volume 30 days (pcs.)	0.51 EUR (4,047)
Ø price 100 days Ø volume 100 days (pcs.)	0.60 EUR (2,543)
Ø price 250 days Ø volume 250 days (pcs.)	0.71 EUR (1,960)
YTD High date	0.99 EUR (2022/02/14)
YTD Low date	0.40 EUR (2022/11/01)
52 Weeks High date	0.99 EUR (2022/02/14)
52 Weeks Low date	0.40 EUR (2022/11/01)

Arbitrage views

Exchange ⊕	Date	Time	Price	Trading volume (mio.)	Number of trades
Stuttgart	2022/11/29	10:11	0.43 EUR	0.00	5
London Stock Exchange	2019/05/13	09:57	0.33 EUR	0.02	1
Frankfurt	2022/11/29	17:55	0.53 EUR	0.00	2
Berlin	2022/11/29	08:09	0.464 EUR	0.00	1

Company profile

Company Logo

Contact Details

PEARL GOLD AG

--

Kurfürstendamm 213 - 10719 Berlin

Telefon: 49-30-5900304-36

Fax: 49-30-5900304-48

E-mail: info@pearlgoldag.com

Company Profile

-

Members of Management Board

Michael Reza Pacha	Chairman of Managing Board
--------------------	----------------------------

Board of directors

Gregor Hubler	Chairman of Supervisory Board
---------------	-------------------------------

Christian Naville	Member of Supervisory Board
-------------------	-----------------------------

Ifra Diakit�	Member of Supervisory Board
--------------	-----------------------------

Louis Couriol	Member of Supervisory Board
---------------	-----------------------------

Robert Faissal	Member of Supervisory Board
----------------	-----------------------------