

## SKISTAR AB SER. B

ISIN: SE0012141687 WKN: 4547387

## Overview

2024/09/13 21:43:08

Price

13.91 EUR

Difference  1.16% (0.16)

## General attributes

ISIN SE0012141687

Symbol SKIS B

Exchange Berlin

Currency EUR

Sector Media / Entertainment /  
RecreationSecurity  
type StockMarket cap  
(m) 1,034 EURBenchmark OMX STOCKHOLM 30  
INDEX

## Market data

Bid (Bid size) -

Ask (Ask size) -

Open 13.76 EUR

High 13.95 EUR

Low 13.76 EUR

Close (prev. day) 13.75 EUR

VWAP -

Volume (pcs) 0

Trading volume 0.00

Number of trades 19

Last size 0

## Futures and Options

Related Futures -

Related Options -

5y










Information about previous performance does not guarantee future performance.

Source: FactSet

## Recent research

on sector

Date	Headline	Download
2024/09/11	 Global Equity Ratings	
2024/09/11	 Aktienempfehlungen Global	
2024/09/09	 Aktienempfehlungen Österreich	
2024/09/05	 Global Equity Ratings	
2024/09/05	 Aktienempfehlungen Global	

## Details

2024/09/13 21:43:08

## Price

13.91 EUR

Difference ▲ 1.16% (0.16)

## General attributes

ISIN SE0012141687

Symbol SKIS B

Exchange Berlin

Currency EUR

Sector Media / Entertainment / Recreation

Security type Stock

Market cap (m) 1,034 EUR

Benchmark OMX STOCKHOLM 30 INDEX

## Market data

Bid (Bid size) -

Ask (Ask size) -

Open 13.76 EUR

High 13.95 EUR

Low 13.76 EUR

Close (prev. day) 13.75 EUR

VWAP -

Volume (pcs) 0

Trading volume 0.00

Number of trades 19

Last size 0

## Performance and Risk

	6m	1y	3y
Perf (%)	+15.34%	+46.19%	-
Perf (abs.)	+1.85	+4.40	-
Beta	-	-	-
Volatility	27.85	30.16	-

5y



Information about previous performance does not guarantee future performance.  
Source: FactSet

## Price data

Ø price 5 days   Ø volume 5 days (pcs.)	13.72 EUR (0)
Ø price 30 days   Ø volume 30 days (pcs.)	13.57 EUR (0)
Ø price 100 days   Ø volume 100 days (pcs.)	13.52 EUR (0)
Ø price 250 days   Ø volume 250 days (pcs.)	11.97 EUR (0)
YTD High   date	14.38 EUR (2024/08/27)
YTD Low   date	10.67 EUR (2024/01/03)
52 Weeks High   date	14.38 EUR (2024/08/27)
52 Weeks Low   date	8.43 EUR (2023/10/23)

## All listings for SKISTAR AB SER. B

Exchange <span>📍</span>	Date	Time	Price	Trading volume (mio.)	Number of trades
Stuttgart	2024/09/13	16:37	13.90 EUR	0.00	13
Nasdaq Stockholm	2024/09/13	18:00	157.50 SEK	3.42	425
Munich	2024/09/13	08:12	13.73 EUR	0.00	2
Frankfurt	2024/09/13	08:51	13.63 EUR	0.00	2
Duesseldorf	2024/09/13	19:32	13.75 EUR	0.00	7

	13						
Berlin	2024/09/ 13	21:43	13.91	EUR	0.00		19

## Company profile

### Company Logo

#### Contact Details

SALENSTJARNAN B

--

----

Telefon: -

Fax: -

E-mail: -

### Company Profile

-