

## KODIAK SCIENCES INC.

ISIN: US50015M1099 WKN: 50015M109

## Overview

2024/06/14 19:31:10

Price  
2.59 EURDifference  2.53% (0.06)

## General attributes

ISIN	US50015M1099
Symbol	KOD
Exchange	Duesseldorf
Currency	EUR
Sector	Chemical / Pharmaceutical / Health
Security type	Stock
Market cap (m)	137 EUR
Benchmark	S&P 500

## Market data

Bid (Bid size)	-
Ask (Ask size)	-
Open	2.524 EUR
High	2.59 EUR
Low	2.508 EUR
Close (prev. day)	2.526 EUR
VWAP	-
Volume (pcs)	0
Trading volume	0.00
Number of trades	7
Last size	0

## Futures and Options







Related Futures	-
Related Options	-

5y



Information about previous performance does not guarantee future performance.  
Source: FactSet

## Recent research

on sector		on market	
Date		Headline	Download
2024/06/14		Equity Weekly	
2024/06/14		Global Equity Ratings	
2024/06/14		Aktienempfehlungen Global	
2024/06/11		Aktienempfehlungen Österreich	
2024/05/29		Global Equity Ratings	

## Details

2024/06/14 19:31:10

**Price**  
2.59 EUR

**Difference** ▲ 2.53% (0.06)

## General attributes

ISIN	US50015M1099
Symbol	KOD
Exchange	Duesseldorf
Currency	EUR
Sector	Chemical / Pharmaceutical / Health
Security type	Stock
Market cap (m)	137 EUR
Benchmark	S&P 500

## Market data

Bid (Bid size)	-
Ask (Ask size)	-
Open	2.524 EUR
High	2.59 EUR
Low	2.508 EUR
Close (prev. day)	2.526 EUR
VWAP	-
Volume (pcs)	0
Trading volume	0.00
Number of trades	7
Last size	0

## Performance and Risk

	6m	1y	3y
Perf (%)	-6.06%	-69.98%	-
Perf (abs.)	-0.17	-6.04	-
Beta	2.41	2.09	2.05
Volatility	100.20	120.07	-

5y



Information about previous performance does not guarantee future performance.  
Source: FactSet

## Price data

Ø price 5 days   Ø volume 5 days (pcs.)	2.58 EUR (0)
Ø price 30 days   Ø volume 30 days (pcs.)	3.00 EUR (0)
Ø price 100 days   Ø volume 100 days (pcs.)	4.06 EUR (0)
Ø price 250 days   Ø volume 250 days (pcs.)	3.32 EUR (12)
YTD High   date	6.81 EUR (2024/03/27)
YTD Low   date	2.51 EUR (2024/06/14)
52 Weeks High   date	8.26 EUR (2023/06/16)
52 Weeks Low   date	1.30 EUR (2023/10/31)

## All listings for KODIAK SCIENCES INC.

Exchange	Date	Time	Price	Trading volume (mio.)	Number of trades
Tradegate	2024/06/14	22:02	2.62 EUR	0.00	1
Stuttgart	2024/06/14	08:02	2.532 EUR	0.00	3
Nasdaq	2024/06/14	22:00	2.81 USD	0.54	3,099
Munich	2024/06/14	08:04	2.608 EUR	0.00	2
Frankfurt	2024/06/14	08:05	2.52 EUR	0.00	2
Duesseldorf	2024/06/14	19:31	2.59 EUR	0.00	7
Berlin	2024/06/14	20:30	2.618 EUR	0.00	19

## Company profile

### Company Logo

**KODIAK**

### Company Profile

-

### Contact Details

KODIAK SCIENCES

--

----

Telefon: -

Fax: -

E-mail: -