

SARTORIUS AG VZ

ISIN: DE0007165631 WKN: 716563

Overview

2024/07/26 19:32:30

Price

243.70 EUR

Difference  7.31% (16.60)

General attributes

| | |
|----------------|--------------|
| ISIN | DE0007165631 |
| Symbol | SRT3 |
| Exchange | Duesseldorf |
| Currency | EUR |
| Sector | Other |
| Security type | Stock |
| Market cap (m) | 15,034 EUR |
| Benchmark | GERMANY DAX |

Market data

| | |
|-------------------|------------|
| Bid (Bid size) | - |
| Ask (Ask size) | - |
| Open | 226.60 EUR |
| High | 244.00 EUR |
| Low | 226.20 EUR |
| Close (prev. day) | 227.10 EUR |
| VWAP | - |
| Volume (pcs) | 0 |
| Trading volume | 0.00 |
| Number of trades | 5 |
| Last size | 0 |

Futures and Options







| | |
|-----------------|----|
| Related Futures | 39 |
| Related Options | - |

5y



Information about previous performance does not guarantee future performance.
Source: FactSet

Recent research

| on sector | | on market | |
|------------|---|---|--|
| Date | Headline | Download | |
| 2024/07/26 |  Equity Weekly |  | |
| 2024/07/24 |  Global Equity Ratings |  | |
| 2024/07/24 |  Aktienempfehlungen Global |  | |
| 2024/07/15 |  Aktienempfehlungen Global |  | |
| 2024/07/12 |  Global Equity Ratings |  | |

Details

2024/07/26 19:32:30

Price

243.70 EUR

Difference ▲ 7.31% (16.60)

General attributes

| | |
|----------------|--------------|
| ISIN | DE0007165631 |
| Symbol | SRT3 |
| Exchange | Duesseldorf |
| Currency | EUR |
| Sector | Other |
| Security type | Stock |
| Market cap (m) | 15,034 EUR |
| Benchmark | GERMANY DAX |

Market data

| | |
|-------------------|------------|
| Bid (Bid size) | - |
| Ask (Ask size) | - |
| Open | 226.60 EUR |
| High | 244.00 EUR |
| Low | 226.20 EUR |
| Close (prev. day) | 227.10 EUR |
| VWAP | - |
| Volume (pcs) | 0 |
| Trading volume | 0.00 |
| Number of trades | 5 |
| Last size | 0 |

Performance and Risk

| | 6m | 1y | 3y |
|-------------|---------|---------|---------|
| Perf (%) | -26.31% | -31.76% | -50.58% |
| Perf (abs.) | -87.00 | -113.40 | -249.40 |
| Beta | 1.52 | 1.88 | 1.14 |
| Volatility | 49.41 | 47.65 | 52.99 |

5y



Information about previous performance does not guarantee future performance.
Source: FactSet

Price data

| | |
|---|-------------------------|
| Ø price 5 days Ø volume 5 days (pcs.) | 224.12 EUR (2) |
| Ø price 30 days Ø volume 30 days (pcs.) | 225.98 EUR (15) |
| Ø price 100 days Ø volume 100 days (pcs.) | 279.43 EUR (17) |
| Ø price 250 days Ø volume 250 days (pcs.) | 300.36 EUR (14) |
| YTD High date | 381.90 EUR (2024/03/22) |
| YTD Low date | 204.30 EUR (2024/07/22) |
| 52 Weeks High date | 381.90 EUR (2024/03/22) |
| 52 Weeks Low date | 204.30 EUR (2024/07/22) |

Arbitrage views

| Exchange ⊕ | Date | Time | Price | Trading volume (mio.) | Number of trades |
|-------------------------|------------|-------|------------|-----------------------|------------------|
| Xetra | 2024/07/26 | 17:42 | 243.30 EUR | 30.48 | 4,240 |
| Vienna Stock Exchange | 2024/07/26 | 13:00 | 231.40 EUR | 0.00 | 3 |
| Tradegate | 2024/07/26 | 22:26 | 243.80 EUR | 3.53 | 390 |
| Stuttgart | 2024/07/26 | 21:59 | 242.60 EUR | 0.23 | 171 |
| SIX Swiss Exchange | 2019/ | 17:30 | 179.50 CHF | 0.00 | 3 |

| | | | | | | |
|---|----------------|-------|--------|-----|------|---|
| | 04/05 | | | | | |
| Munich | 2024/ 07/26 | 08:04 | 226.80 | EUR | 0.00 | 2 |
| London Stock Exchange European Trade Reporting | 2024/ 07/26 | 17:30 | 246.05 | EUR | 0.00 | 2 |
| Hanover | 2024/ 07/26 | 08:16 | 226.30 | EUR | 0.00 | 3 |
| Hamburg | 2024/ 07/26 | 16:06 | 245.00 | EUR | 0.00 | 3 |
| Frankfurt | 2024/ 07/26 | 18:08 | 242.20 | EUR | 0.10 | 7 |
| FINRA other OTC Issues | 2024/ 07/12 | 21:21 | 260.00 | USD | 0.00 | 2 |
| Euronext Milan MTF Trading After Hours | 2024/ 07/26 | 17:44 | 244.00 | EUR | 0.00 | 1 |
| Euronext Milan MTF Global Equity Market | 2024/ 07/26 | 17:44 | 244.00 | EUR | 0.00 | 1 |
| Duesseldorf | 2024/ 07/26 | 19:32 | 243.70 | EUR | 0.00 | 5 |
| Berlin | 2024/ 07/26 | 09:02 | 227.80 | EUR | 0.06 | 2 |

Company profile

Company Logo

Contact Details

SARTORIUS AG

--

Otto-Brenner-Strasse 20 - 37079 Goettingen

Telefon: +49-551-308-0

Fax: +49-551-308-3289

E-mail: info@sartorius.com

Company Profile

-

Members of Management Board

| | |
|----------------------|-------------------------------|
| Joachim Kreuzburg | Chairman of Managing Board |
| Alexandra Gatzemeyer | Member of Executive Committee |
| Florian Funck | Member of Executive Committee |
| Rene Faber | Member of Executive Committee |

Board of directors

| | |
|---------------------------|-------------------------------|
| Lothar Kappich | Chairman of Supervisory Board |
| Daniela Favoccia | Member of Supervisory Board |
| David Ebsworth | Member of Supervisory Board |
| Klaus Rüdiger Trützschler | Member of Supervisory Board |
| Annette Becker | Member of Supervisory Board |
| Dietmar Müller | Member of Supervisory Board |
| Frank Riemensperger | Member of Supervisory Board |
| Hermann Jens Ritzau | Member of Supervisory Board |
| Ilke Panzer | Member of Supervisory Board |
| Manfred Zaffke | Member of Supervisory Board |
| Petra Kirchhoff | Member of Supervisory Board |
| Sabrina Wirth | Member of Supervisory Board |