

## IRESS LTD.

ISIN: AU000000IRE2

WKN: IRE

## Overview

2024/06/21 08:10:52

Price  
7.74 AUDDifference  -1.65% (-0.13)

## General attributes

ISIN AU000000IRE2

Symbol IRE

Exchange Australian Securities Exchange

Currency AUD

Sector Other

Security type Stock

Market cap (m) 898 EUR

Benchmark ASX ALL ORDINARIES INDEX

## Market data

Bid (Bid size) 7.74 AUD (1,685)

Ask (Ask size) 7.80 AUD (1,543)

Open 7.97 AUD

High 7.97 AUD

Low 7.74 AUD

Close (prev. day) 7.87 AUD

VWAP 7.757409 AUD

Volume (pcs) 1,121,387

Trading volume 8,704,811.98

Number of trades 3,025

Last size -

## Futures and Options

Related Futures -





Related Options -

5y



Information about previous performance does not guarantee future performance.  
Source: FactSet

## Recent research

on sector			
Date		Headline	Download
2024/06/21		Equity Weekly	
2024/06/21		Global Equity Ratings	
2024/06/21		Aktienempfehlungen Global	
2024/06/14		Equity Weekly	
2024/06/14		Global Equity Ratings	

## Details

2024/06/21 08:10:52

## Price

7.74 AUD

Difference ▼ -1.65% (-0.13)

## General attributes

ISIN	AU000000IRE2
Symbol	IRE
Exchange	Australian Securities Exchange
Currency	AUD
Sector	Other
Security type	Stock
Market cap (m)	898 EUR
Benchmark	ASX ALL ORDINARIES INDEX

## Market data

Bid (Bid size)	7.74 AUD (1,685)
Ask (Ask size)	7.80 AUD (1,543)
Open	7.97 AUD
High	7.97 AUD
Low	7.74 AUD
Close (prev. day)	7.87 AUD
VWAP	7.757409 AUD
Volume (pcs)	1,121,387
Trading volume	8,704,811.98
Number of trades	3,025
Last size	-

## Performance and Risk

	6m	1y	3y
Perf (%)	-3.61%	-26.91%	-40.74%
Perf (abs.)	-0.29	-2.85	-5.32
Beta	0.77	1.04	0.98
Volatility	36.47	59.01	43.60



Information about previous performance does not guarantee future performance.  
Source: FactSet

## Price data

Ø price 5 days   Ø volume 5 days (pcs.)	7.87 AUD (526,714)
Ø price 30 days   Ø volume 30 days (pcs.)	8.00 AUD (566,037)
Ø price 100 days   Ø volume 100 days (pcs.)	8.20 AUD (609,062)
Ø price 250 days   Ø volume 250 days (pcs.)	7.80 AUD (737,017)
YTD High   date	9.06 AUD (2024/03/05)
YTD Low   date	7.37 AUD (2024/02/27)
52 Weeks High   date	10.98 AUD (2023/07/14)
52 Weeks Low   date	4.92 AUD (2023/10/30)

## Arbitrage views

Exchange <span>⊕</span>	Date	Time	Price	Trading volume (mio.)	Number of trades
Stuttgart	2024/06/21	10:55	4.78 EUR	0.00	4
Munich	2024/06/21	08:09	4.86 EUR	0.00	1
Hamburg	2024/06/21	08:00	4.78 EUR	0.00	3
Frankfurt	2024/06/21	09:09	4.76 EUR	0.00	2
FINRA other OTC Issues	-	-	-	0.00	-

Duesseldorf	2024/06/21	19:30	4.74 EUR	0.00	7
Australian Securities Exchange	2024/06/21	08:10	7.74 AUD	8.70	3,025

## Company profile

### Company Logo



### Company Profile

-

### Contact Details

IRESS

--

Level 20, Collins Street 360 3000 Melbourne,  
VIC

Telefon: +61 3 9018 5800

Fax: +61 3 9018 5844

E-mail: [investor.relations@iress.com.au](mailto:investor.relations@iress.com.au)