

## ALBEMARLE CORP

ISIN: **US0126531013** WKN: **012653101**

## Overview

2024/04/26 08:00:28

## Price

107.28 EUR

Difference  0.21% (0.22)

## General attributes

ISIN US0126531013

Symbol ALB

Exchange Hamburg

Currency EUR

Sector Chemical / Pharmaceutical / Health

Security type Stock

Market cap (m) 12,847 EUR

Benchmark S&amp;P 500

## Market data

Bid (Bid size) -

Ask (Ask size) -

Open 107.28 EUR

High 107.28 EUR

Low 107.28 EUR

Close (prev. day) 107.06 EUR

VWAP -

Volume (pcs) 0

Trading volume 0.00

Number of trades 3

Last size 0

## Futures and Options

Related Futures -

Related Options -

5y













Information about previous performance does not guarantee future performance.

Source: FactSet

## Recent research

on sector

on market

Date	Headline	Download
2024/04/26	 Global Equity Ratings	
2024/04/26	 Aktienempfehlungen Global	
2024/04/15	 Aktienempfehlungen Österreich	
2024/04/03	 Global Equity Ratings	
2024/04/03	 Aktienempfehlungen Global	

## Details

2024/04/26 08:00:28

## Price

107.28 EUR

Difference ▲ 0.21% (0.22)

## General attributes

ISIN	US0126531013
Symbol	ALB
Exchange	Hamburg
Currency	EUR
Sector	Chemical / Pharmaceutical / Health
Security type	Stock
Market cap (m)	12,847 EUR
Benchmark	S&P 500

## Market data

Bid (Bid size)	-
Ask (Ask size)	-
Open	107.28 EUR
High	107.28 EUR
Low	107.28 EUR
Close (prev. day)	107.06 EUR
VWAP	-
Volume (pcs)	0
Trading volume	0.00
Number of trades	3
Last size	0

## Performance and Risk

	6m	1y	3y
Perf (%)	-15.82%	-33.58%	-
Perf (abs.)	-20.16	-54.24	-
Beta	2.58	2.00	1.55
Volatility	58.12	49.94	-

5y



Information about previous performance does not guarantee future performance.  
Source: FactSet

## Price data

Ø price 5 days   Ø volume 5 days (pcs.)	106.90 EUR (10)
Ø price 30 days   Ø volume 30 days (pcs.)	112.54 EUR (8)
Ø price 100 days   Ø volume 100 days (pcs.)	114.99 EUR (4)
Ø price 250 days   Ø volume 250 days (pcs.)	148.22 EUR (3)
YTD High   date	133.34 EUR (2024/01/03)
YTD Low   date	101.44 EUR (2024/02/06)
52 Weeks High   date	218.55 EUR (2023/07/13)
52 Weeks Low   date	101.44 EUR (2024/02/06)

## Arbitrage views

Exchange <span>⊕</span>	Date	Time	Price	Trading volume (mio.)	Number of trades
Xetra	2024/04/26	17:35	108.36 EUR	0.10	24
Vienna Stock Exchange	2024/04/26	17:32	108.46 EUR	0.00	2
Tradegate	2024/04/26	22:26	109.22 EUR	0.33	76
Stuttgart	2024/04/26	20:12	109.94 EUR	0.01	6
NYSE	2024/04/26	22:00	116.88 USD	201.45	31,945

	26						
Munich	2024/04/26	13:46	106.34	EUR	0.00		2
London Stock Exchange	2024/04/24	16:14	115.41	USD	0.02		3
Hamburg	2024/04/26	08:00	107.28	EUR	0.00		3
Frankfurt	2024/04/26	20:36	109.44	EUR	0.01		5
Duesseldorf	2024/04/26	19:31	109.76	EUR	0.00		7
Berlin	2024/04/26	20:08	109.52	EUR	0.00		12

## Company profile

### Company Logo



### Contact Details

ALBEMARLE CORP.

--

4250 Congress Street, Suite 900 - 28209  
Charlotte

Telefon: +1-980-299-5700

Fax: +

E-mail: -

### Company Profile

-

#### Members of Management Board

Ralf Cramer Member of Board of Directors

Alejandro Wolff Member of Board of Directors

Dean Seavers Member of Board of Directors

Diarmuid O'Connell Member of Board of Directors

Gerald Steiner Member of Board of Directors

Glenda Minor Member of Board of Directors

Holly van Deursen Member of Board of Directors

James O'Brien Member of Board of Directors

Mary Brlas Member of Board of Directors

J. Kent Masters Chairman of Managing Board

Eric W. Norris Member of Executive Committee

Jac Fourie Member of Executive Committee

Kristin M. Coleman Member of Executive Committee

Melissa Anderson Member of Executive Committee

Neal Sheorey Member of Executive Committee

Netha Johnson Member of Executive Committee