

SANGOMA TECHNOLOGIES CORP

ISIN: CA80100R4089 WKN: -

Overview

2024/07/26 09:50:28

Price
5.00 EURDifference  2.04% (0.10)

General attributes

ISIN	CA80100R4089
Symbol	STC
Exchange	Munich
Currency	EUR
Sector	Technology
Security type	Stock
Market cap (m)	166 EUR
Benchmark	S&P/TSX 60 INDEX

Market data

Bid (Bid size)	-
Ask (Ask size)	-
Open	4.84 EUR
High	5.00 EUR
Low	4.84 EUR
Close (prev. day)	4.90 EUR
VWAP	5.00 EUR
Volume (pcs)	420
Trading volume	2,100.00
Number of trades	2
Last size	420









Futures and Options

Related Futures	-
Related Options	-



Information about previous performance does not guarantee future performance.
Source: FactSet

Recent research

on sector		
Date	Headline	Download
2024/07/26	 Equity Weekly	
2024/07/24	 Global Equity Ratings	
2024/07/24	 Aktienempfehlungen Global	
2024/07/15	 Aktienempfehlungen Global	
2024/07/12	 Global Equity Ratings	

Details

2024/07/26 09:50:28

Price

5.00 EUR

Difference ▲ 2.04% (0.10)

General attributes

ISIN	CA80100R4089
Symbol	STC
Exchange	Munich
Currency	EUR
Sector	Technology
Security type	Stock
Market cap (m)	166 EUR
Benchmark	S&P/TSX 60 INDEX

Market data

Bid (Bid size)	-
Ask (Ask size)	-
Open	4.84 EUR
High	5.00 EUR
Low	4.84 EUR
Close (prev. day)	4.90 EUR
VWAP	5.00 EUR
Volume (pcs)	420
Trading volume	2,100.00
Number of trades	2
Last size	420

Performance and Risk

	6m	1y	3y
Perf (%)	+96.85%	+36.61%	-
Perf (abs.)	+2.46	+1.34	-
Beta	1.29	0.85	1.01
Volatility	43.53	42.59	-

5y



Information about previous performance does not guarantee future performance.
Source: FactSet

Price data

Ø price 5 days Ø volume 5 days (pcs.)	4.83 EUR (84)
Ø price 30 days Ø volume 30 days (pcs.)	4.65 EUR (14)
Ø price 100 days Ø volume 100 days (pcs.)	4.49 EUR (5)
Ø price 250 days Ø volume 250 days (pcs.)	3.66 EUR (2)
YTD High date	5.35 EUR (2024/06/14)
YTD Low date	2.54 EUR (2024/01/25)
52 Weeks High date	5.35 EUR (2024/06/14)
52 Weeks Low date	2.28 EUR (2023/11/17)

All listings for SANGOMA TECHNOLOGIES CORP

Exchange	Date	Time	Price	Trading volume (mio.)	Number of trades
Tradegate	2024/07/26	22:26	5.00 EUR	0.01	7
Toronto Stock Exchange	2024/07/26	21:47	7.50 CAD	0.10	39
Stuttgart	2024/07/26	11:05	4.94 EUR	0.00	4
Nasdaq	2024/07/26	22:30	5.15 USD	0.03	310
Munich	2024/07/26	09:50	5.00 EUR	0.00	2

	26						
Frankfurt	2024/07/26	09:43	5.10	EUR	0.00		1
Duesseldorf	2024/07/26	08:11	4.64	EUR	0.00		3

Company profile

Company Logo



Company Profile

-

Contact Details

SANGOMA TECHNOLOGIES

--

Telefon: -

Fax: -

E-mail: -