

## USD/NOK FUTURE (FCUN) - EUX/202405

2024/05/10 15:13:53

Price  
**10.8288** NOKDifference  -0.49% (-0.05)

## General attributes

|               |  |
|---------------|--|
| Symbol        | FCUNK24                                |
| Exchange      | Eurex                                  |
| Currency      | NOK                                    |
| Security type | Future                                 |
| Underlying    | US DOLLAR / NORWEGIAN KRONER (USD/NOK) |
| Maturity      | 05-2024                                |
| Contract size | 1                                      |

## Market data

|                         |  |
|-------------------------|--|
| Bid (Bid size)          | - NOK (-)                              |
| Ask (Ask size)          | - NOK (-)                              |
| Open                    | 10.8288 NOK                            |
| High                    | 10.8288 NOK                            |
| Low                     | 10.8288 NOK                            |
| Close (prev. day)       | 10.8817 NOK                            |
| Underlying              | US DOLLAR / NORWEGIAN KRONER (USD/NOK) |
| Underlying price (date) | 10.833 (24/05/11)                      |
| Settlement price (date) | 10.83 (24/05/10)                       |
| Open Interest           | 0                                      |

## Performance and Risk

|             | 6m     | 1y     | 3y |
|-------------|--------|--------|----|
| Perf (%)    | -2.13% | +4.64% | -  |
| Perf (abs.) | -0.24  | +0.48  | -  |
| Beta        | -      | -      | -  |
| Volatility  | 11.38  | 12.43  | -  |

## Futures and Options

|                 |   |
|-----------------|---|
| Related Futures | - |
| Related Options | - |













5y

Information about previous performance does not guarantee future performance.  
Source: FactSet

## Price data

|   |                          |
|---|--------------------------|
| Ø price 5 days   Ø volume 5 days (pcs.)     | 10.8595 NOK (0)          |
| Ø price 30 days   Ø volume 30 days (pcs.)   | 10.8868 NOK (0)          |
| Ø price 100 days   Ø volume 100 days (pcs.) | 10.5844 NOK (0)          |
| Ø price 250 days   Ø volume 250 days (pcs.) | 10.6283 NOK (0)          |
| YTD High   date                             | 11.0635 NOK (2024/05/02) |
| YTD Low   date                              | 10.2574 NOK (2024/01/12) |
| 52 Weeks High   date                        | 11.1603 NOK (2023/11/01) |
| 52 Weeks Low   date                         | 9.9132 NOK (2023/07/20)  |

## Recent Research

| on market  |  |   |
|------------|--|---|
| Date       | Headline   | Download  |
| 2024/05/10 |  EU News Monthly May 2024                           |  |
| 2024/05/08 |  Marktkommentar                                     |  |
| 2024/05/06 |  Anzeichen für eine wirtschaftliche Wende?          |  |
| 2024/05/06 |  Mixed data on retail sales and industrial output   |  |
| 2024/05/02 |  FX markets reflect uncertain interest rate outlook |  |