

NVIDIA CORP.

ISIN: **US67066G1040**

WKN: **67066G104**

Overview

2024/08/09 19:31:13

Price

96.68 EUR

Difference  0.44% (0.42)

General attributes

ISIN	US67066G1040
Symbol	NVDA
Exchange	Duesseldorf
Currency	EUR
Sector	Software
Security type	Stock
Market cap (m)	2,360,920 EUR
Benchmark	S&P 500

Market data

Bid (Bid size)	-
Ask (Ask size)	-
Open	96.72 EUR
High	98.61 EUR
Low	95.19 EUR
Close (prev. day)	96.26 EUR
VWAP	5.189 EUR
Volume (pcs)	240
Trading volume	23,372.95
Number of trades	19
Last size	0

Futures and Options




Related Futures	15
Related Options	-

5y



Information about previous performance does not guarantee future performance.
Source: FactSet

Recent research

on instrument		on sector		on market	
Date		Headline		Download	
2024/07/24		Global Equity Ratings			
2024/07/24		Aktienempfehlungen Global			
2024/07/15		Aktienempfehlungen Global			
2024/07/12		Global Equity Ratings			
2024/06/21		Global Equity Ratings			

Details

2024/08/09 19:31:13

Price

96.68 EUR

Difference ▲ 0.44% (0.42)

General attributes

ISIN	US67066G1040
Symbol	NVDA
Exchange	Duesseldorf
Currency	EUR
Sector	Software
Security type	Stock
Market cap (m)	2,360,920 EUR
Benchmark	S&P 500

Market data

Bid (Bid size)	-
Ask (Ask size)	-
Open	96.72 EUR
High	98.61 EUR
Low	95.19 EUR
Close (prev. day)	96.26 EUR
VWAP	5.189 EUR
Volume (pcs)	240
Trading volume	23,372.95
Number of trades	19
Last size	0

Performance and Risk

	6m	1y	3y
Perf (%)	+44.69%	+146.04%	+460.66%
Perf (abs.)	+29.86	+57.39	+79.44
Beta	2.97	2.47	2.27
Volatility	57.29	48.32	52.64

5y



Information about previous performance does not guarantee future performance.
Source: FactSet

Price data

Ø price 5 days Ø volume 5 days (pcs.)	94.64 EUR (2,921)
Ø price 30 days Ø volume 30 days (pcs.)	108.91 EUR (1,001)
Ø price 100 days Ø volume 100 days (pcs.)	98.50 EUR (1,410)
Ø price 250 days Ø volume 250 days (pcs.)	69.86 EUR (1,431)
YTD High date	131.86 EUR (2024/06/20)
YTD Low date	43.50 EUR (2024/01/03)
52 Weeks High date	131.86 EUR (2024/06/20)
52 Weeks Low date	37.00 EUR (2023/10/31)

All listings for NVIDIA CORP.

Exchange	Date	Time	Price	Trading volume (mio.)	Number of trades
Xetra	2024/08/09	17:35	95.93 EUR	49.53	3,760
Vienna Stock Exchange	2024/08/09	17:32	95.73 EUR	0.06	22
Tradegate	2024/08/09	22:26	95.93 EUR	61.93	4,079
Stuttgart	2024/08/09	21:45	96.12 EUR	1.60	150
SIX Swiss Exchange	2024/	17:35	57.50 CHF	0.00	1

	02/02					
Nasdaq	2024/ 08/09	22:00	104.75 USD	30,451.13		1,872,768
Munich	2024/ 08/09	20:45	96.30 EUR	0.22		14
London Stock Exchange European Trade Reporting	2024/ 08/09	17:30	105.62 USD	0.50		445
Hanover	2024/ 08/09	14:25	96.59 EUR	0.02		5
Hamburg	2024/ 08/09	20:38	96.29 EUR	0.06		19
Frankfurt	2024/ 08/09	21:51	96.16 EUR	2.64		324
Euronext Milan MTF Trading After Hours	2024/ 07/31	20:26	107.30 EUR	0.31		38
Euronext Milan MTF Global Equity Market	2024/ 08/09	17:44	95.81 EUR	13.18		881
Duesseldorf	2024/ 08/09	19:31	96.68 EUR	0.02		19
Berlin	2024/ 08/09	19:15	96.41 EUR	0.29		11

Company profile

Company Logo



Contact Details

NVIDIA CORP.

--

2788 San Tomas Expressway - 95051 Santa Clara

Telefon: +1-408-486-2000

Fax: +

E-mail: info@nvidia.com

Company Profile

-

Members of Management Board

Aarti Shah Member of Board of Directors

John Dabiri Member of Board of Directors

Persis Drell Member of Board of Directors

Brooke Seawell Member of Board of Directors

Dawn Hudson Member of Board of Directors

Harvey Jones Member of Board of Directors

Mark Stevens Member of Board of Directors

Melissa Lora Member of Board of Directors

Robert Burgess Member of Board of Directors

Stephen Neal Member of Board of Directors

Tench Coxe Member of Board of Directors

Jen-Hsun Huang Chairman of Managing Board

Ajay K. Puri Member of Executive Committee

Chris A. Malachowsky Member of Executive Committee

Colette M. Kress Member of Executive Committee

Debora Shoquist Member of Executive Committee

Tim Teter Member of Executive Committee