

ASSET ENTITIES INC COM USD0.0001 CL B(PST SPT)

ISIN: **US04541A2042** WKN: **04541A204**

Overview

2024/09/13 22:00:00

Price
1.58 USDDifference  -16.84% (-0.32)

General attributes

ISIN	US04541A2042
Symbol	ASST
Exchange	Nasdaq
Currency	USD
Sector	-
Security type	Stock
Market cap (m)	3 EUR
Benchmark	S&P 500

Market data

Bid (Bid size)	1.53 USD (1,700)
Ask (Ask size)	1.57 USD (200)
Open	1.91 USD
High	1.91 USD
Low	1.47 USD
Close (prev. day)	1.90 USD
VWAP	1.663922 USD
Volume (pcs)	509,866
Trading volume	848,825.32
Number of trades	2,420
Last size	-

Futures and Options







Related Futures	-
Related Options	-

5y



Information about previous performance does not guarantee future performance.
Source: FactSet

Recent research

on market		
Date	Headline	Download
2024/09/11	 Global Equity Ratings	
2024/09/11	 Aktienempfehlungen Global	
2024/09/09	 Marktkommentar	
2024/09/05	 Global Equity Ratings	
2024/09/05	 Aktienempfehlungen Global	

Details

2024/09/13 22:00:00

Price
1.58 USDDifference ▼ -16.84% (-0.32)

General attributes

ISIN	US04541A2042
Symbol	ASST
Exchange	Nasdaq
Currency	USD
Sector	-
Security type	Stock
Market cap (m)	3 EUR
Benchmark	S&P 500

Market data

Bid (Bid size)	1.53 USD (1,700)
Ask (Ask size)	1.57 USD (200)
Open	1.91 USD
High	1.91 USD
Low	1.47 USD
Close (prev. day)	1.90 USD
VWAP	1.663922 USD
Volume (pcs)	509,866
Trading volume	848,825.32
Number of trades	2,420
Last size	-

Performance and Risk

	6m	1y	3y
Perf (%)	-41.50%	-48.62%	-
Perf (abs.)	-1.12	-1.50	-
Beta	-	-	-
Volatility	186.22	188.10	-

5y



Information about previous performance does not guarantee future performance.
Source: FactSet

Price data

Ø price 5 days Ø volume 5 days (pcs.)	2.08 USD (655,402)
Ø price 30 days Ø volume 30 days (pcs.)	1.54 USD (10,752,375)
Ø price 100 days Ø volume 100 days (pcs.)	1.79 USD (3,384,343)
Ø price 250 days Ø volume 250 days (pcs.)	2.20 USD (1,471,569)
YTD High date	4.35 USD (2024/02/05)
YTD Low date	0.87 USD (2024/08/13)
52 Weeks High date	5.10 USD (2023/11/27)
52 Weeks Low date	0.87 USD (2024/08/13)

All listings for ASSET ENTITIES INC COM USD0.0001 CL B(PST SPT)

Exchange	Date	Time	Price	Trading volume (mio.)	Number of trades
Nasdaq	2024/09/13	22:00	1.58 USD	0.85	2,420

Company profile

Company Logo

Company Profile

Contact Details

ASSET ENTITIES INC.

--

Telefon: -

Fax: -

E-mail: -