

TOURMALINE OIL CORP

ISIN: CA89156V1067 WKN: 89156V106

Overview

2024/06/03 22:00:00

Price
48.86 USDDifference  -1.13% (-0.56)

General attributes

ISIN	CA89156V1067
Symbol	TOU
Exchange	FINRA other OTC Issues
Currency	USD
Sector	Energy / Commodities
Security type	Stock
Market cap (m)	15,836 EUR
Benchmark	S&P/TSX 60 INDEX

Market data

Bid (Bid size)	-
Ask (Ask size)	-
Open	49.48 USD
High	49.48 USD
Low	48.50 USD
Close (prev. day)	49.42 USD
VWAP	49.052536 USD
Volume (pcs)	16,176
Trading volume	793,953.63
Number of trades	91
Last size	450

Futures and Options







Related Futures	15
Related Options	-

5y



Information about previous performance does not guarantee future performance.
Source: FactSet

Recent research

on sector		
Date	Headline	Download
2024/05/29	 Global Equity Ratings	
2024/05/29	 Aktienempfehlungen Global	
2024/05/29	 Aktienempfehlungen Österreich	
2024/05/13	 Aktienempfehlungen Österreich	
2024/05/03	 Equity Weekly	

Details

2024/06/03 22:00:00

Price

48.86 USD

Difference 📉 -1.13% (-0.56)

General attributes

ISIN	CA89156V1067
Symbol	TOU
Exchange	FINRA other OTC Issues
Currency	USD
Sector	Energy / Commodities
Security type	Stock
Market cap (m)	15,836 EUR
Benchmark	S&P/TSX 60 INDEX

Market data

Bid (Bid size)	-
Ask (Ask size)	-
Open	49.48 USD
High	49.48 USD
Low	48.50 USD
Close (prev. day)	49.42 USD
VWAP	49.052536 USD
Volume (pcs)	16,176
Trading volume	793,953.63
Number of trades	91
Last size	450

Performance and Risk

	6m	1y	3y
Perf (%)	+0.66%	+10.02%	+96.30%
Perf (abs.)	+0.32	+4.45	+23.97
Beta	1.11	0.90	1.20
Volatility	29.81	27.06	38.47

5y



Information about previous performance does not guarantee future performance.
Source: FactSet

Price data

Ø price 5 days Ø volume 5 days (pcs.)	48.88 USD (10,114)
Ø price 30 days Ø volume 30 days (pcs.)	48.80 USD (24,757)
Ø price 100 days Ø volume 100 days (pcs.)	45.87 USD (33,469)
Ø price 250 days Ø volume 250 days (pcs.)	47.82 USD (55,244)
YTD High date	51.15 USD (2024/05/20)
YTD Low date	39.39 USD (2024/02/13)
52 Weeks High date	53.91 USD (2023/10/18)
52 Weeks Low date	39.39 USD (2024/02/13)

Arbitrage views

Exchange 📍	Date	Time	Price	Trading volume (mio.)	Number of trades
Tradegate	2024/06/03	22:26	44.79 EUR	0.00	2
Toronto Stock Exchange	2024/06/03	22:00	66.56 CAD	116.51	7,794
Stuttgart	2024/06/03	15:12	45.42 EUR	0.00	4
Frankfurt	2024/06/03	13:43	45.70 EUR	0.01	2
FINRA other OTC	2024/06/03	22:00	48.86 USD	0.79	91

Issues	03						
Duesseldorf	2024/06/ 03	08:11	45.18	EUR	0.00		3
Berlin	2024/06/ 03	08:16	45.68	EUR	0.00		3

Company profile

Company Logo

Contact Details

TOURMALINE OIL CORP.

--

Telefon: -

Fax: -

E-mail: -

Company Profile

-

Members of Management Board

Michael L. Rose Chairman of Managing Board

Allan J. Bush Member of Executive Committee

Brian G. Robinson Member of Executive Committee

Colin Frostad Member of Executive Committee

Drew E. Tumbach Member of Executive Committee

Earl H. McKinnon Member of Executive Committee

Katie Beck Member of Executive Committee

Sarah Tait Member of Executive Committee

Sherra Aspin Member of Executive Committee

W. Scott Kirker Member of Executive Committee

Board of directors

Lucy Miller Member of Supervisory Board

Andrew MacDonald Member of Supervisory Board

Brian Robinson Member of Supervisory Board

Christopher Lee Member of Supervisory Board

Janet Weiss Member of Supervisory Board

Jill Angevine Member of Supervisory Board

John Elick Member of Supervisory Board

Lee Baker Member of Supervisory Board

William Armstrong Member of Supervisory Board