

ABBOTT LABORATORIES FUTURE (ABTF) - EUX/202402

2023/09/22 18:40:18

Price
99.854 USD

Difference  **-1.07% (-1.08)**

General attributes

Symbol	ABTFG24
Exchange	Eurex
Currency	USD
Security type	Future
Underlying	ABBOTT LABORATORIES
Maturity	02-2024
Contract size	100

Market data

Bid (Bid size)	- USD (-)
Ask (Ask size)	- USD (-)
Open	99.854 USD
High	99.854 USD
Low	99.854 USD
Close (prev. day)	100.936 USD
Underlying	ABBOTT LABORATORIES
Underlying price (date)	98.15 (23/09/22)
Settlement price (date)	99.85 (23/09/22)
Open Interest	0

Performance and Risk

	6m	1y	3y
Perf (%)	-1.21%	-	-
Perf (abs.)	-1.23	-	-
Beta	-	-	-
Volatility	20.88	20.16	20.16

Futures and Options

Related Futures	-
Related Options	-













Information about previous performance does not guarantee future performance.
Source: FactSet

Price data

Ø price 5 days Ø volume 5 days (pcs.)	101.494 USD (0)
Ø price 30 days Ø volume 30 days (pcs.)	104.673 USD (0)
Ø price 100 days Ø volume 100 days (pcs.)	108.182 USD (0)
Ø price 250 days Ø volume 250 days (pcs.)	- USD (0)
YTD High date	118.352 USD (2023/01/23)
YTD Low date	99.604 USD (2023/03/24)
52 Weeks High date	118.352 USD (2023/01/23)
52 Weeks Low date	99.604 USD (2023/03/24)

Recent Research

on underlying on sector on market			
Date		Headline	Download
2023/09/08		Global Equity Ratings	
2023/09/08		Aktienempfehlungen Global	
2023/08/22		Global Equity Ratings	
2023/08/22		Aktienempfehlungen Global	
2023/08/17		Global Equity Ratings	

5y