

9F INC. ADR CLASS A

ISIN: **US65442R2085** WKN: **65442R208**

Overview

2024/09/13 20:08:18

Price
1.58 EURDifference  -1.25% (-0.02)

General attributes

ISIN	US65442R2085
Symbol	JFU
Exchange	Berlin
Currency	EUR
Sector	Financial
Security type	Stock
Market cap (m)	0
Benchmark	MSCI WORLD INDEX (STRD, UHD)

Market data

Bid (Bid size)	0.61 EUR (11,550)
Ask (Ask size)	1.70 EUR (4,200)
Open	1.65 EUR
High	1.65 EUR
Low	1.58 EUR
Close (prev. day)	1.60 EUR
VWAP	-
Volume (pcs)	0
Trading volume	0.00
Number of trades	13
Last size	0

Futures and Options





Related Futures	-
Related Options	-

5y



Information about previous performance does not guarantee future performance.
Source: FactSet

Recent research

on sector	Date	Headline	Download
	2024/09/11	 Global Equity Ratings	
	2024/09/11	 Aktienempfehlungen Global	
	2024/09/09	 Aktienempfehlungen Österreich	
	2024/09/06	 Equity Weekly	
	2024/09/05	 Global Equity Ratings	

Details

2024/09/13 20:08:18

Price
1.58 EUR

Difference ▼ -1.25% (-0.02)

General attributes

ISIN	US65442R2085
Symbol	JFU
Exchange	Berlin
Currency	EUR
Sector	Financial
Security type	Stock
Market cap (m)	0
Benchmark	MSCI WORLD INDEX (STRD, UHD)

Market data

Bid (Bid size)	0.61 EUR (11,550)
Ask (Ask size)	1.70 EUR (4,200)
Open	1.65 EUR
High	1.65 EUR
Low	1.58 EUR
Close (prev. day)	1.60 EUR
VWAP	-
Volume (pcs)	0
Trading volume	0.00
Number of trades	13
Last size	0

Performance and Risk

	6m	1y	3y
Perf (%)	-50.63%	-36.80%	-1.86%
Perf (abs.)	-1.62	-0.92	-0.03
Beta	-	-	-
Volatility	106.52	89.40	212.99

5y



Information about previous performance does not guarantee future performance.
Source: FactSet

Price data

Ø price 5 days Ø volume 5 days (pcs.)	1.63 EUR (0)
Ø price 30 days Ø volume 30 days (pcs.)	1.70 EUR (0)
Ø price 100 days Ø volume 100 days (pcs.)	2.10 EUR (0)
Ø price 250 days Ø volume 250 days (pcs.)	2.62 EUR (1)
YTD High date	3.42 EUR (2024/04/10)
YTD Low date	1.40 EUR (2024/06/21)
52 Weeks High date	4.02 EUR (2023/12/06)
52 Weeks Low date	1.40 EUR (2024/06/21)

All listings for 9F INC. ADR CLASS A

Exchange	Date	Time	Price	Trading volume (mio.)	Number of trades
Stuttgart	2023/01/17	20:00	3.44 EUR	0.00	3
Nasdaq	2024/09/13	22:30	1.63 USD	0.03	122
Munich	2024/09/13	08:03	1.60 EUR	0.00	2
Berlin	2024/09/13	20:08	1.58 EUR	0.00	13

Company profile

Company Logo



Company Profile

-

Contact Details

9F INC.

--

Telefon: -

Fax: -

E-mail: -