

## KESKO OYJ CLASS B

ISIN: FI0009000202 WKN: KESKOB

## Overview

--
Price
-
Difference  - (-)

<b>General attributes</b>	
ISIN	FI0009000202
Symbol	KESKOB
Exchange	-
Currency	-
Sector	Commerce
Security type	Stock
Market cap (m)	4,351 EUR
Benchmark	OMX HELSINKI 25











<b>Market data</b>	
Bid (Bid size)	-
Ask (Ask size)	-
Open	-
High	-
Low	-
Close (prev. day)	-
VWAP	-
Volume (pcs)	-
Trading volume	-
Number of trades	-
Last size	-

<b>Futures and Options</b>	
Related Futures	35
Related Options	-



Information about previous performance does not guarantee future performance.  
Source: FactSet

## Recent research

	on sector	on market	
Date		Headline	Download
2024/04/26		Global Equity Ratings	
2024/04/26		Aktienempfehlungen Global	
2024/04/03		Global Equity Ratings	
2024/04/03		Aktienempfehlungen Global	
2024/03/13		Global Equity Ratings	

## Details

--	
Price	-
Difference	- (-)

General attributes	
ISIN	F10009000202
Symbol	KESKOB
Exchange	-
Currency	-
Sector	Commerce
Security type	Stock
Market cap (m)	4,351 EUR
Benchmark	OMX HELSINKI 25

Market data	
Bid (Bid size)	-
Ask (Ask size)	-
Open	-
High	-
Low	-
Close (prev. day)	-
VWAP	-
Volume (pcs)	-
Trading volume	-
Number of trades	-
Last size	-

Performance and Risk			
	6m	1y	3y
Perf (%)	-	-	-
Perf (abs.)	-	-	-
Beta	0.99	0.86	0.76
Volatility	-	-	-



Information about previous performance does not guarantee future performance.  
Source: FactSet

Price data	
Ø price 5 days   Ø volume 5 days (pcs.)	-- (-)
Ø price 30 days   Ø volume 30 days (pcs.)	-- (-)
Ø price 100 days   Ø volume 100 days (pcs.)	-- (-)
Ø price 250 days   Ø volume 250 days (pcs.)	-- (-)
YTD High   date	-- (-)
YTD Low   date	-- (-)
52 Weeks High   date	-- (-)
52 Weeks Low   date	-- (-)

Arbitrage views					
Exchange	Date	Time	Price	Trading volume (mio.)	Number of trades
Tradegate	2024/04/29	12:33	16.12 EUR	0.04	6
Stuttgart	2024/04/29	10:30	16.09 EUR	0.00	3
Nasdaq Helsinki	2024/04/29	12:36	16.09 EUR	4.38	1,105
Munich	2024/04/29	08:12	16.13 EUR	0.00	1
London Stock Exchange	2024/	09:00	16.11 EUR	0.00	1

European Trade Reporting	04/29					
Hanover	2024/ 04/29	08:00	16.03 EUR	0.00		1
Frankfurt	2024/ 04/29	11:31	16.08 EUR	0.01		2
FINRA other OTC Issues	2024/ 03/21	18:59	18.915 USD	0.01		1
Duesseldorf	2024/ 04/29	08:10	16.03 EUR	0.00		1
Berlin	2024/ 04/29	08:12	16.03 EUR	0.00		1

## Company profile

### Company Logo



### Contact Details

KESKO OYJ

--

Työpajankatu 12 - 00580 Helsinki

Telefon: +358-10-5311

Fax: +358-9-174-398

E-mail: -

### Company Profile

-

#### Members of Management Board

Jorma Rauhala Chairman of Managing Board

Ari Akseli Member of Executive Committee

Jukka Erlund Member of Executive Committee

Karoliina Partanen Member of Executive Committee

Matti Mettälä Member of Executive Committee

Riikka Joukio Member of Executive Committee

#### Board of directors

Esa Mikael Kiiskinen Chairman of Supervisory Board

Piia Karhu Member of Supervisory Board

Timo Olavi Ritakallio Member of Supervisory Board

Jannica Charlotta E. Fagerholm Member of Supervisory Board

Jussi Perälä Member of Supervisory Board

Pauli Jaakola Member of Supervisory Board

Peter Thor Fagernäs Member of Supervisory Board