

CF INDUSTRIES HOLDINGS INC.

ISIN: **US1252691001** WKN: **125269100**

Overview


--	
Price	-
Difference	- (-)

General attributes	
ISIN	US1252691001
Symbol	CF
Exchange	BX Swiss
Currency	CHF
Sector	Other
Security type	Stock
Market cap (m)	13,743 EUR
Benchmark	S&P 500

Market data	
Bid (Bid size)	71.351 CHF (291)
Ask (Ask size)	71.621 CHF (291)
Open	-
High	-
Low	-
Close (prev. day)	-
VWAP	-
Volume (pcs)	-
Trading volume	-
Number of trades	-
Last size	-

Futures and Options	
Related Futures	-
Related Options	-

5y




Information about previous performance does not guarantee future performance.
Source: FactSet

Recent research

on sector		on market	
Date		Headline	Download
2024/04/15		Aktienempfehlungen Österreich	
2024/04/12		Equity Weekly	
2024/04/05		Equity Weekly	
2024/04/03		Global Equity Ratings	
2024/04/03		Aktienempfehlungen Global	

Details

--
Price
-
Difference  - (-)

General attributes

ISIN	US1252691001
Symbol	CF
Exchange	BX Swiss
Currency	CHF
Sector	Other
Security type	Stock
Market cap (m)	13,743 EUR
Benchmark	S&P 500


Market data

Bid (Bid size)	71.351 CHF (291)
Ask (Ask size)	71.621 CHF (291)
Open	-
High	-
Low	-
Close (prev. day)	-
VWAP	-
Volume (pcs)	-
Trading volume	-
Number of trades	-
Last size	-

Performance and Risk

	6m	1y	3y
Perf (%)	-	-	-
Perf (abs.)	-	-	-
Beta	0.68	0.54	0.64
Volatility	-	-	-

5y



Information about previous performance does not guarantee future performance.
Source: FactSet

Price data

Ø price 5 days Ø volume 5 days (pcs.)	- CHF (-)
Ø price 30 days Ø volume 30 days (pcs.)	- CHF (-)
Ø price 100 days Ø volume 100 days (pcs.)	- CHF (-)
Ø price 250 days Ø volume 250 days (pcs.)	- CHF (-)
YTD High date	- CHF (-)
YTD Low date	- CHF (-)
52 Weeks High date	- CHF (-)
52 Weeks Low date	- CHF (-)

Arbitrage views

Exchange 	Date	Time	Price	Trading volume (mio.)	Number of trades
Tradegate	2024/04/16	22:26	73.19 EUR	0.01	4
Stuttgart	2024/04/16	21:48	73.31 EUR	0.00	6
NYSE	2024/04/16	22:00	77.75 USD	158.26	29,461
Munich	2024/04/16	08:00	73.18 EUR	0.00	2
London Stock	2023/10/16	16:16	82.84 USD	0.01	1

Exchange	04						
Hanover	2024/04/ 16	08:00	72.88	EUR	0.00		3
Hamburg	2024/04/ 16	08:00	72.88	EUR	0.00		3
Frankfurt	2024/04/ 16	21:51	73.12	EUR	0.00		4
Duesseldorf	2024/04/ 16	19:30	73.54	EUR	0.00		4
Berlin	2024/04/ 16	08:08	73.14	EUR	0.00		2
BX Swiss	-	-	-		0.00		-

Company profile

Company Logo



Contact Details

CF INDUSTRIES HOLDINGS INC.

--

2375 Waterview Drive - 60062 Northbrook

Telefon: +1-847-405-2400

Fax: +1-847-405-2711

E-mail: cfcs@cfindustries.com

Company Profile

-

Members of Management Board

Stephen Hagge Chairman of Board of Directors

Anne Noonan Member of Board of Directors

Celso White Member of Board of Directors

Christopher Bohn Member of Board of Directors

Deborah DeHaas Member of Board of Directors

Javed Ahmed Member of Board of Directors

Jesús Madrazo Yris Member of Board of Directors

John Eaves Member of Board of Directors

Michael Toelle Member of Board of Directors

Robert Arzbaecher Member of Board of Directors

Susan Ellerbusch Member of Board of Directors

Theresa Wagler Member of Board of Directors

W. Anthony Will Chairman of Managing Board

Ashraf K. Malik Member of Executive Committee

Bert A. Frost Member of Executive Committee

Christopher D. Bohn Member of Executive Committee

Daniel L. Swenson Member of Executive Committee

Douglas C. Barnard Member of Executive Committee

Jeffrey L. Olin Member of Executive Committee

Linda M. Dempsey Member of Executive Committee

Mark T. Campbell Member of Executive Committee

Mike McGrane Member of Executive Committee

Richard A. Hoker Member of Executive Committee

Susan L. Menzel Member of Executive Committee

