

## CEZ AS

ISIN: CZ0005112300 WKN: -

## Overview

2024/10/18 16:20:00

Price  
498.40 CZKDifference  0.00% (0.00)

## General attributes

ISIN	CZ0005112300
Symbol	CEZ
Exchange	London Stock Exchange European Trade Reporting
Currency	CZK
Sector	Utilities
Security type	Stock
Market cap (m)	18,395 EUR
Benchmark	PX INDEX

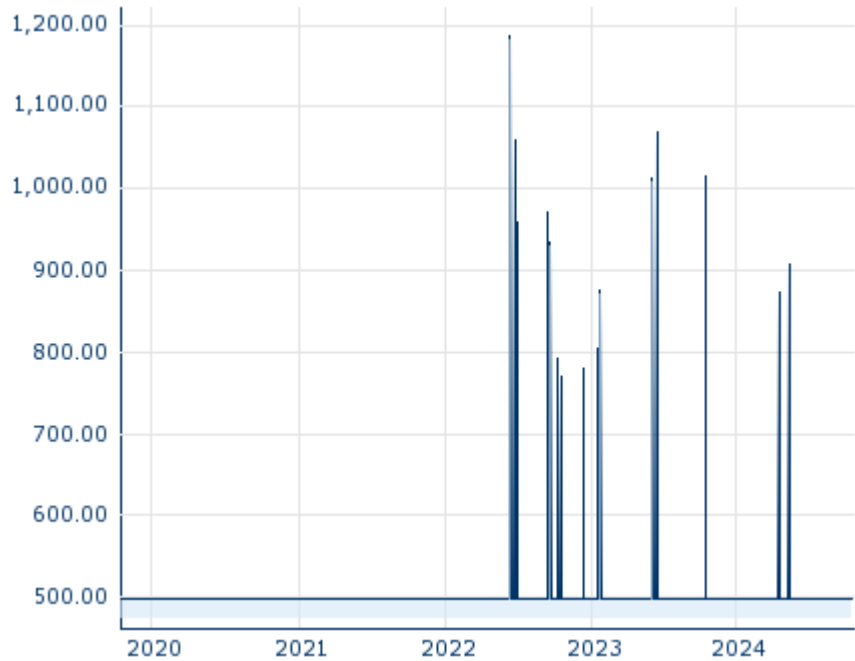
## Market data

Bid (Bid size)	-
Ask (Ask size)	-
Open	498.40 CZK
High	498.40 CZK
Low	498.40 CZK
Close (prev. day)	498.40 CZK
VWAP	886.00 CZK
Volume (pcs)	-
Trading volume	-
Number of trades	1
Last size	-

## Futures and Options







Related Futures	-
Related Options	-

5y



Information about previous performance does not guarantee future performance.  
Source: FactSet

## Recent research

on sector		on market	
Date		Headline	Download
2024/10/14		Aktienempfehlungen Österreich	
2024/09/27		Global Equity Ratings	
2024/09/27		Aktienempfehlungen Global	
2024/09/23		Aktienempfehlungen Österreich	
2024/09/11		Global Equity Ratings	

## Details

2024/10/18 16:20:00

**Price**  
498.40 CZK

**Difference** ➔ 0.00% (0.00)

## General attributes

ISIN	CZ0005112300
Symbol	CEZ
Exchange	London Stock Exchange European Trade Reporting
Currency	CZK
Sector	Utilities
Security type	Stock
Market cap (m)	18,395 EUR
Benchmark	PX INDEX

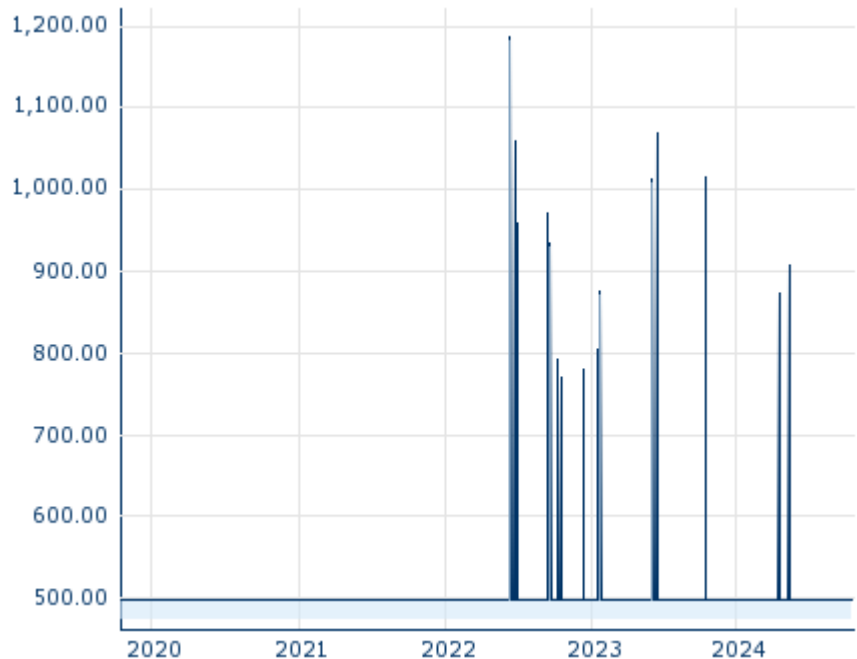
## Market data

Bid (Bid size)	-
Ask (Ask size)	-
Open	498.40 CZK
High	498.40 CZK
Low	498.40 CZK
Close (prev. day)	498.40 CZK
VWAP	886.00 CZK
Volume (pcs)	-
Trading volume	-
Number of trades	1
Last size	-

## Performance and Risk

	6m	1y	3y
Perf (%)	-42.97%	+0.00%	+0.00%
Perf (abs.)	-375.60	+0.00	+0.00
Beta	0.62	0.88	1.20
Volatility	120.69	117.25	202.14

5y



Information about previous performance does not guarantee future performance.  
Source: FactSet

## Price data

Ø price 5 days   Ø volume 5 days (pcs.)	498.40 CZK (0)
Ø price 30 days   Ø volume 30 days (pcs.)	498.40 CZK (0)
Ø price 100 days   Ø volume 100 days (pcs.)	498.40 CZK (0)
Ø price 250 days   Ø volume 250 days (pcs.)	501.55 CZK (0)
YTD High   date	907.00 CZK (2024/05/14)
YTD Low   date	498.40 CZK (2024/01/02)
52 Weeks High   date	907.00 CZK (2024/05/14)
52 Weeks Low   date	498.40 CZK (2023/10/20)

## Arbitrage views

Exchange <span style="color: green;">➔</span>	Date	Time	Price	Trading volume (mio.)	Number of trades
Tradegate	2024/10/18	22:26	34.24 EUR	0.01	2
Stuttgart	2024/10/18	16:25	34.10 EUR	0.04	18
Prague Stock Exchange	2024/10/18	16:15	864.00 CZK	121.11	374
Munich	2024/10/18	08:05	34.26 EUR	0.00	1
London Stock Exchange	2024/	16:20	498.40 CZK	0.00	1

European Trade Reporting	10/18					
Frankfurt	2024/ 10/18	08:03	33.82 EUR	0.00		2
FINRA other OTC Issues	2024/ 09/18	21:03	37.15 USD	0.01		1
Duesseldorf	2024/ 10/18	19:31	34.00 EUR	0.00		7
Berlin	2024/ 10/18	08:06	33.82 EUR	0.00		2

## Company profile

### Company Logo



### Contact Details

CEZ AS

--

Duhová 2/1444 - 140 53 Prague

Telefon: +420-211-041-111

Fax: +420-211-042-001

E-mail: [cez@cez.cz](mailto:cez@cez.cz)

### Company Profile

-

#### Members of Management Board

Daniel Benes	Chairman of Managing Board
Bohdan Zronek	Member of Executive Committee
Jan Kalina	Member of Executive Committee
Martin Novák	Member of Executive Committee
Michaela Chaloupková	Member of Executive Committee
Pavel Cyrani	Member of Executive Committee
Tomás Pleskac	Member of Executive Committee

#### Board of directors

Radim Jirout	Chairman of Supervisory Board
Vratislav Kostal	Member of Supervisory Board
Eva Hanakova	Member of Supervisory Board
Frantisek Novotny	Member of Supervisory Board
Jiri Kadrnka	Member of Supervisory Board
Marta Ctiborova	Member of Supervisory Board
Milan Wagner	Member of Supervisory Board
Radek Mucha	Member of Supervisory Board
Roman Binder	Member of Supervisory Board
Vaclav Kucera	Member of Supervisory Board
Vit Dolezalek	Member of Supervisory Board