

# EXXON MOBIL CORP. FUTURE (XOMF) - EUX/C10

2024/04/30 18:40:12

Price  
**120.9154** USD

Difference  -0.26% (-0.32)

### General attributes

Symbol	XOMFC10
Exchange	Eurex
Currency	USD
Security type	Future
Underlying	EXXON MOBIL CORPORATION
Maturity	02-2025
Contract size	100

### Market data

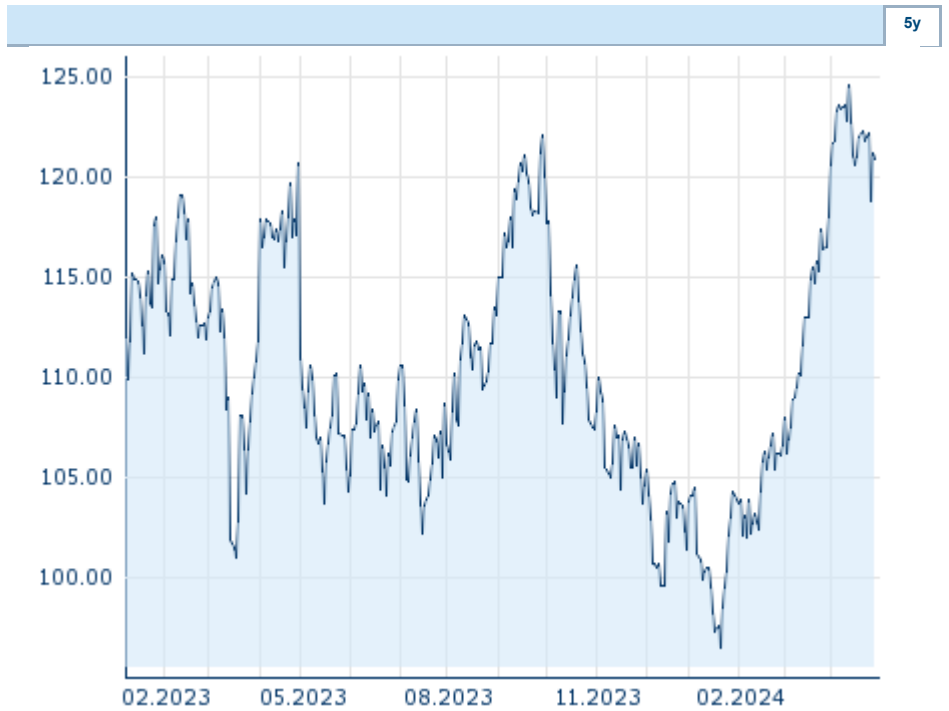
Bid (Bid size)	- USD (-)
Ask (Ask size)	- USD (-)
Open	120.9154 USD
High	120.9154 USD
Low	120.9154 USD
Close (prev. day)	121.2332 USD
Underlying	EXXON MOBIL CORPORATION
Underlying price (date)	116.00 (24/05/03)
Settlement price (date)	116.45 (24/05/03)
Open Interest	0

### Performance and Risk

	6m	1y	3y
Perf (%)	+12.42%	+0.17%	-
Perf (abs.)	+13.36	+0.21	-
Beta	-	-	-
Volatility	19.56	22.36	-

### Futures and Options

Related Futures	-
Related Options	-












Information about previous performance does not guarantee future performance.  
Source: FactSet

### Price data

Ø price 5 days   Ø volume 5 days (pcs.)	121.0639 USD (0)
Ø price 30 days   Ø volume 30 days (pcs.)	120.2418 USD (0)
Ø price 100 days   Ø volume 100 days (pcs.)	108.6533 USD (0)
Ø price 250 days   Ø volume 250 days (pcs.)	109.3062 USD (0)
YTD High   date	124.6278 USD (2024/04/12)
YTD Low   date	96.5046 USD (2024/01/22)
52 Weeks High   date	124.6278 USD (2024/04/12)
52 Weeks Low   date	96.5046 USD (2024/01/22)

### Recent Research

on underlying	on sector	on market	
Date		Headline	Download
2024/04/26		Global Equity Ratings	
2024/04/26		Aktienempfehlungen Global	
2024/04/03		Global Equity Ratings	
2024/04/03		Aktienempfehlungen Global	
2024/03/13		Global Equity Ratings	