

# EXXON MOBIL CORP. FUTURE (XOMF) - EUX/C1

2024/09/05 18:39:57

Price  
**113.5813** USD

Difference  -0.47% (-0.54)

### General attributes

Symbol	XOMFC1
Exchange	Eurex
Currency	USD
Security type	Future
Underlying	EXXON MOBIL CORPORATION
Maturity	09-2024
Contract size	100

### Market data

Bid (Bid size)	- USD (-)
Ask (Ask size)	- USD (-)
Open	113.5813 USD
High	113.5813 USD
Low	113.5813 USD
Close (prev. day)	114.1186 USD
Underlying	EXXON MOBIL CORPORATION
Underlying price (date)	113.17 (24/09/05)
Settlement price (date)	113.58 (24/09/05)
Open Interest	0

### Performance and Risk

	6m	1y	3y
Perf (%)	+7.20%	-1.07%	-
Perf (abs.)	+7.63	-1.23	-
Beta	-	-	-
Volatility	24.29	23.17	-

### Futures and Options

Related Futures	-
Related Options	-












Information about previous performance does not guarantee future performance.  
Source: FactSet

### Price data

Ø price 5 days   Ø volume 5 days (pcs.)	115.0202 USD (0)
Ø price 30 days   Ø volume 30 days (pcs.)	116.7045 USD (0)
Ø price 100 days   Ø volume 100 days (pcs.)	116.4373 USD (0)
Ø price 250 days   Ø volume 250 days (pcs.)	109.5867 USD (0)
YTD High   date	122.4210 USD (2024/04/12)
YTD Low   date	95.5852 USD (2024/01/22)
52 Weeks High   date	122.4210 USD (2024/04/12)
52 Weeks Low   date	95.5852 USD (2024/01/22)

### Recent Research

on underlying	on sector	on market	
Date		Headline	Download
2024/09/05		Global Equity Ratings	
2024/09/05		Aktienempfehlungen Global	
2024/08/12		Global Equity Ratings	
2024/08/12		Aktienempfehlungen Global	
2024/07/24		Global Equity Ratings	