

WALMART INC. FUTURE (WMTF) - EUX/C12

2024/07/26 18:36:07

Price
72.411 USD

Difference  -0.80% (-0.58)

General attributes

Symbol	WMTFC12
Exchange	Eurex
Currency	USD
Security type	Future
Underlying	WALMART INC.
Maturity	07-2025
Contract size	100

Market data

Bid (Bid size)	- USD (-)
Ask (Ask size)	- USD (-)
Open	72.411 USD
High	72.411 USD
Low	72.411 USD
Close (prev. day)	72.9922 USD
Underlying	WALMART INC.
Underlying price (date)	69.78 (24/07/26)
Settlement price (date)	72.41 (24/07/26)
Open Interest	0

Performance and Risk

	6m	1y	3y
Perf (%)	-57.23%	-56.60%	-
Perf (abs.)	-96.89	-94.43	-
Beta	-	-	-
Volatility	192.83	121.16	-

Futures and Options

Related Futures	-
Related Options	-












Information about previous performance does not guarantee future performance.
 Source: FactSet

Price data

Ø price 5 days Ø volume 5 days (pcs.)	72.986 USD (0)
Ø price 30 days Ø volume 30 days (pcs.)	72.065 USD (0)
Ø price 100 days Ø volume 100 days (pcs.)	65.189 USD (0)
Ø price 250 days Ø volume 250 days (pcs.)	135.770 USD (0)
YTD High date	183.355 USD (2024/02/23)
YTD Low date	60.748 USD (2024/03/01)
52 Weeks High date	183.355 USD (2024/02/23)
52 Weeks Low date	60.748 USD (2024/03/01)

Recent Research

on underlying	on sector	on market	
Date		Headline	Download
2024/07/24		Global Equity Ratings	
2024/07/24		Aktienempfehlungen Global	
2024/07/15		Aktienempfehlungen Global	
2024/07/12		Global Equity Ratings	
2024/06/21		Equity Weekly	