

UNILEVER PLC FUTURE (UNIH) - EUX/C12

2024/09/17 18:46:20

Price
58.5782 EUR

Difference  -0.53% (-0.31)

General attributes

Symbol	UNIH12
Exchange	Eurex
Currency	EUR
Security type	Future
Underlying	UNILEVER PLC
Maturity	08-2025
Contract size	100

Market data

Bid (Bid size)	- EUR (-)
Ask (Ask size)	- EUR (-)
Open	58.5782 EUR
High	58.5782 EUR
Low	58.5782 EUR
Close (prev. day)	58.8919 EUR
Underlying	UNILEVER PLC
Underlying price (date)	4.881.00 (24/09/18)
Settlement price (date)	58.58 (24/09/17)
Open Interest	0

Performance and Risk

	6m	1y	3y
Perf (%)	+28.91%	+22.48%	-
Perf (abs.)	+13.14	+10.75	-
Beta	-	-	-
Volatility	23.95	18.78	-

Futures and Options

Related Futures	-
Related Options	-

5y












Information about previous performance does not guarantee future performance.
Source: FactSet

Price data

Ø price 5 days Ø volume 5 days (pcs.)	58.7395 EUR (0)
Ø price 30 days Ø volume 30 days (pcs.)	57.5704 EUR (0)
Ø price 100 days Ø volume 100 days (pcs.)	55.6798 EUR (0)
Ø price 250 days Ø volume 250 days (pcs.)	48.1028 EUR (0)
YTD High date	59.8790 EUR (2024/09/09)
YTD Low date	43.0428 EUR (2024/01/22)
52 Weeks High date	59.8790 EUR (2024/09/09)
52 Weeks Low date	43.0428 EUR (2024/01/22)

Recent Research

on underlying		on sector	
Date		Headline	Download
2024/09/11		Global Equity Ratings	
2024/09/11		Aktienempfehlungen Global	
2024/09/05		Global Equity Ratings	
2024/09/05		Aktienempfehlungen Global	
2024/08/12		Global Equity Ratings	