

UNILEVER PLC FUTURE (UNIH) - EUX/C12

2024/07/16 18:51:11

Price
52.718 EUR

Difference  0.11% (0.06)

General attributes

Symbol	UNIH12
Exchange	Eurex
Currency	EUR
Security type	Future
Underlying	UNILEVER PLC
Maturity	06-2025
Contract size	100

Market data

Bid (Bid size)	- EUR (-)
Ask (Ask size)	- EUR (-)
Open	52.718 EUR
High	52.718 EUR
Low	52.718 EUR
Close (prev. day)	52.661 EUR
Underlying	UNILEVER PLC
Underlying price (date)	4,415.00 (24/07/17)
Settlement price (date)	52.72 (24/07/16)
Open Interest	0

Performance and Risk

	6m	1y	3y
Perf (%)	+19.08%	+12.88%	-
Perf (abs.)	+8.45	+6.01	-
Beta	-	-	-
Volatility	22.95	18.07	-

Futures and Options

Related Futures	-
Related Options	-

5y












Information about previous performance does not guarantee future performance.
Source: FactSet

Price data

Ø price 5 days Ø volume 5 days (pcs.)	52.701 EUR (0)
Ø price 30 days Ø volume 30 days (pcs.)	52.438 EUR (0)
Ø price 100 days Ø volume 100 days (pcs.)	47.114 EUR (0)
Ø price 250 days Ø volume 250 days (pcs.)	46.161 EUR (0)
YTD High date	53.029 EUR (2024/07/12)
YTD Low date	43.043 EUR (2024/01/22)
52 Weeks High date	53.029 EUR (2024/07/12)
52 Weeks Low date	43.043 EUR (2024/01/22)

Recent Research

on underlying		on sector	
Date		Headline	Download
2024/07/15		Aktienempfehlungen Global	
2024/07/12		Global Equity Ratings	
2024/06/21		Global Equity Ratings	
2024/06/21		Aktienempfehlungen Global	
2024/06/14		Global Equity Ratings	