

UNILEVER PLC FUTURE (UNIH) - EUX/C12

2024/04/30 18:40:08

Price
48.547 EUR
 Difference  0.95% (0.46)

General attributes

Symbol	UNIH12
Exchange	Eurex
Currency	EUR
Security type	Future
Underlying	UNILEVER PLC
Maturity	05-2025
Contract size	100

Market data

Bid (Bid size)	- EUR (-)
Ask (Ask size)	- EUR (-)
Open	48.547 EUR
High	48.547 EUR
Low	48.547 EUR
Close (prev. day)	48.0907 EUR
Underlying	UNILEVER PLC
Underlying price (date)	4,256.00 (24/05/28)
Settlement price (date)	50.09 (24/05/28)
Open Interest	0

Performance and Risk

	6m	1y	3y
Perf (%)	+9.47%	-4.23%	-
Perf (abs.)	+4.20	-2.15	-
Beta	-	-	-
Volatility	16.32	15.09	-

Futures and Options

Related Futures	-
Related Options	-

5y












Information about previous performance does not guarantee future performance.
 Source: FactSet

Price data

Ø price 5 days Ø volume 5 days (pcs.)	47.498 EUR (0)
Ø price 30 days Ø volume 30 days (pcs.)	45.498 EUR (0)
Ø price 100 days Ø volume 100 days (pcs.)	45.149 EUR (0)
Ø price 250 days Ø volume 250 days (pcs.)	46.159 EUR (0)
YTD High date	48.547 EUR (2024/04/30)
YTD Low date	43.043 EUR (2024/01/22)
52 Weeks High date	50.536 EUR (2023/05/05)
52 Weeks Low date	43.043 EUR (2024/01/22)

Recent Research

on underlying		on sector	
Date		Headline	Download
2024/04/26		Global Equity Ratings	
2024/04/26		Aktienempfehlungen Global	
2024/04/03		Global Equity Ratings	
2024/04/03		Aktienempfehlungen Global	
2024/03/13		Global Equity Ratings	