

VOLKSWAGEN AG FUTURE (TVO3) - EUX/C6

2024/05/03 18:55:53

Price
148.1497 EURDifference  0.79% (1.16)

General attributes

Symbol	TVO3C6
Exchange	Eurex
Currency	EUR
Security type	Future
Underlying	VOLKSWAGEN AG VZ
Maturity	03-2025
Contract size	100

Market data

Bid (Bid size)	- EUR (-)
Ask (Ask size)	- EUR (-)
Open	148.1497 EUR
High	148.1497 EUR
Low	148.1497 EUR
Close (prev. day)	146.993 EUR
Underlying	VOLKSWAGEN AG VZ
Underlying price (date)	115.50 (24/05/03)
Settlement price (date)	148.15 (24/05/03)
Open Interest	0

Performance and Risk

	6m	1y	3y
Perf (%)	+5.83%	-4.24%	-
Perf (abs.)	+8.16	-6.56	-
Beta	-	-	-
Volatility	18.95	16.78	-

Futures and Options

Related Futures	-
Related Options	-












Information about previous performance does not guarantee future performance.
Source: FactSet

Price data

Ø price 5 days Ø volume 5 days (pcs.)	149.8574 EUR (0)
Ø price 30 days Ø volume 30 days (pcs.)	154.2055 EUR (0)
Ø price 100 days Ø volume 100 days (pcs.)	151.2055 EUR (0)
Ø price 250 days Ø volume 250 days (pcs.)	150.6247 EUR (0)
YTD High date	161.5485 EUR (2024/04/04)
YTD Low date	140.9087 EUR (2024/01/19)
52 Weeks High date	169.3386 EUR (2023/06/14)
52 Weeks Low date	134.1307 EUR (2023/10/30)

Recent Research

on underlying	on sector	on market	
Date		Headline	Download
2024/04/26		Global Equity Ratings	
2024/04/26		Aktienempfehlungen Global	
2024/04/03		Global Equity Ratings	
2024/04/03		Aktienempfehlungen Global	
2024/03/13		Global Equity Ratings	