

VOLKSWAGEN AG FUTURE (TVO3) - EUX/C6

2024/04/30 19:06:57

Price
147.8406 EURDifference  -3.65% (-5.61)

General attributes

Symbol	TVO3C6
Exchange	Eurex
Currency	EUR
Security type	Future
Underlying	VOLKSWAGEN AG VZ
Maturity	03-2025
Contract size	100

Market data

Bid (Bid size)	- EUR (-)
Ask (Ask size)	- EUR (-)
Open	147.8406 EUR
High	147.8406 EUR
Low	147.8406 EUR
Close (prev. day)	153.4478 EUR
Underlying	VOLKSWAGEN AG VZ
Underlying price (date)	115.65 (24/05/02)
Settlement price (date)	147.84 (24/04/30)
Open Interest	0

Performance and Risk

	6m	1y	3y
Perf (%)	+10.22%	-4.15%	-
Perf (abs.)	+13.71	-6.40	-
Beta	-	-	-
Volatility	19.13	16.78	-

Futures and Options

Related Futures	-
Related Options	-












Information about previous performance does not guarantee future performance.
Source: FactSet

Price data

Ø price 5 days Ø volume 5 days (pcs.)	151.7126 EUR (0)
Ø price 30 days Ø volume 30 days (pcs.)	154.3424 EUR (0)
Ø price 100 days Ø volume 100 days (pcs.)	151.2236 EUR (0)
Ø price 250 days Ø volume 250 days (pcs.)	150.7028 EUR (0)
YTD High date	161.5485 EUR (2024/04/04)
YTD Low date	140.9087 EUR (2024/01/19)
52 Weeks High date	169.3386 EUR (2023/06/14)
52 Weeks Low date	134.1307 EUR (2023/10/30)

Recent Research

on underlying	on sector	on market	
Date		Headline	Download
2024/04/26		Global Equity Ratings	
2024/04/26		Aktienempfehlungen Global	
2024/04/03		Global Equity Ratings	
2024/04/03		Aktienempfehlungen Global	
2024/03/13		Global Equity Ratings	