

# VERIZON COMMUNICATIONS INC. FUTURE (VZFF) - EUX/C11

2024/07/26 18:36:06

**Price**  
**40.013** USD  
**Difference**  **-0.71% (-0.29)**

General attributes	
Symbol	VZFFC11
Exchange	Eurex
Currency	USD
Security type	Future
Underlying	VERIZON COMMUNICATIONS INC
Maturity	06-2025
Contract size	100

Market data	
Bid (Bid size)	- USD (-)
Ask (Ask size)	- USD (-)
Open	40.013 USD
High	40.013 USD
Low	40.013 USD
Close (prev. day)	40.3007 USD
Underlying	VERIZON COMMUNICATIONS INC
Underlying price (date)	40.09 (24/07/26)
Settlement price (date)	40.01 (24/07/26)
Open Interest	0

Performance and Risk			
	6m	1y	3y
Perf (%)	-5.61%	+16.85%	-
Perf (abs.)	-2.38	+5.77	-
Beta	-	-	-
Volatility	25.00	24.55	-










Futures and Options	
Related Futures	-
Related Options	-



Information about previous performance does not guarantee future performance.  
 Source: FactSet

Price data	
Ø price 5 days   Ø volume 5 days (pcs.)	39.570 USD (0)
Ø price 30 days   Ø volume 30 days (pcs.)	40.166 USD (0)
Ø price 100 days   Ø volume 100 days (pcs.)	40.037 USD (0)
Ø price 250 days   Ø volume 250 days (pcs.)	36.988 USD (0)
YTD High   date	42.513 USD (2024/02/01)
YTD Low   date	37.763 USD (2024/01/02)
52 Weeks High   date	42.513 USD (2024/02/01)
52 Weeks Low   date	30.200 USD (2023/10/06)

### Recent Research

on underlying	on sector	on market	
Date		Headline	Download
2024/07/24		Global Equity Ratings	
2024/07/24		Aktienempfehlungen Global	
2024/07/15		Aktienempfehlungen Global	
2024/07/12		Global Equity Ratings	
2024/06/21		Global Equity Ratings	