

VISA INC. FUTURE (VISG) - EUX/C11

2024/09/18 18:41:41

Price
298.793 USD

Difference  **-0.98% (-2.94)**

General attributes

Symbol	VISGC11
Exchange	Eurex
Currency	USD
Security type	Future
Underlying	VISA INC.
Maturity	07-2025
Contract size	100

Market data

Bid (Bid size)	- USD (-)
Ask (Ask size)	- USD (-)
Open	298.793 USD
High	298.793 USD
Low	298.793 USD
Close (prev. day)	301.7365 USD
Underlying	VISA INC.
Underlying price (date)	290.19 (24/09/18)
Settlement price (date)	298.79 (24/09/18)
Open Interest	0

Performance and Risk

	6m	1y	3y
Perf (%)	+2.40%	+19.12%	-
Perf (abs.)	+7.08	+48.44	-
Beta	-	-	-
Volatility	17.89	16.26	-

Futures and Options

Related Futures	-
Related Options	-

5y












Information about previous performance does not guarantee future performance.
Source: FactSet

Price data

Ø price 5 days Ø volume 5 days (pcs.)	295.789 USD (0)
Ø price 30 days Ø volume 30 days (pcs.)	282.313 USD (0)
Ø price 100 days Ø volume 100 days (pcs.)	279.552 USD (0)
Ø price 250 days Ø volume 250 days (pcs.)	274.744 USD (0)
YTD High date	302.895 USD (2024/03/21)
YTD Low date	264.008 USD (2024/07/24)
52 Weeks High date	302.895 USD (2024/03/21)
52 Weeks Low date	238.432 USD (2023/10/03)

Recent Research

on underlying	on sector	on market	
Date		Headline	Download
2024/09/11		Global Equity Ratings	
2024/09/11		Aktienempfehlungen Global	
2024/09/05		Global Equity Ratings	
2024/09/05		Aktienempfehlungen Global	
2024/08/12		Global Equity Ratings	