

VISA INC. FUTURE (VISG) - EUX/C11

2024/04/30 18:40:10

Price
281.4166 USD

Difference  **-1.00% (-2.83)**

General attributes

Symbol	VISGC11
Exchange	Eurex
Currency	USD
Security type	Future
Underlying	VISA INC.
Maturity	04-2025
Contract size	100

Market data

Bid (Bid size)	- USD (-)
Ask (Ask size)	- USD (-)
Open	281.4166 USD
High	281.4166 USD
Low	281.4166 USD
Close (prev. day)	284.2464 USD
Underlying	VISA INC.
Underlying price (date)	268.86 (24/05/29)
Settlement price (date)	282.18 (24/05/29)
Open Interest	0

Performance and Risk

	6m	1y	3y
Perf (%)	+16.64%	+16.44%	-
Perf (abs.)	+40.14	+39.74	-
Beta	-	-	-
Volatility	13.45	15.84	-

Futures and Options

Related Futures	-
Related Options	-

5y












Information about previous performance does not guarantee future performance.
Source: FactSet

Price data

Ø price 5 days Ø volume 5 days (pcs.)	285.3553 USD (0)
Ø price 30 days Ø volume 30 days (pcs.)	288.8588 USD (0)
Ø price 100 days Ø volume 100 days (pcs.)	283.8903 USD (0)
Ø price 250 days Ø volume 250 days (pcs.)	262.4574 USD (0)
YTD High date	302.8945 USD (2024/03/21)
YTD Low date	268.4511 USD (2024/01/03)
52 Weeks High date	302.8945 USD (2024/03/21)
52 Weeks Low date	227.0157 USD (2023/05/31)

Recent Research

on underlying	on sector	on market	
Date		Headline	Download
2024/05/29		Global Equity Ratings	
2024/05/29		Aktienempfehlungen Global	
2024/04/26		Global Equity Ratings	
2024/04/26		Aktienempfehlungen Global	
2024/04/03		Global Equity Ratings	