

UNILEVER PLC FUTURE (UNIH) - EUX/C13

2024/08/20 18:51:25

Price
55.7191 EUR

Difference  -0.34% (-0.19)

General attributes

Symbol	UNIH13
Exchange	Eurex
Currency	EUR
Security type	Future
Underlying	UNILEVER PLC
Maturity	09-2025
Contract size	100

Market data

Bid (Bid size)	- EUR (-)
Ask (Ask size)	- EUR (-)
Open	55.7191 EUR
High	55.7191 EUR
Low	55.7191 EUR
Close (prev. day)	55.9077 EUR
Underlying	UNILEVER PLC
Underlying price (date)	4,727.00 (24/08/21)
Settlement price (date)	55.72 (24/08/20)
Open Interest	0

Performance and Risk

	6m	1y	3y
Perf (%)	+18.29%	+18.92%	-
Perf (abs.)	+8.62	+8.86	-
Beta	-	-	-
Volatility	26.48	19.97	-

Futures and Options

Related Futures	-
Related Options	-

5y












Information about previous performance does not guarantee future performance.
Source: FactSet

Price data

Ø price 5 days Ø volume 5 days (pcs.)	55.7684 EUR (0)
Ø price 30 days Ø volume 30 days (pcs.)	55.0431 EUR (0)
Ø price 100 days Ø volume 100 days (pcs.)	50.8952 EUR (0)
Ø price 250 days Ø volume 250 days (pcs.)	46.9264 EUR (0)
YTD High date	56.7803 EUR (2024/08/02)
YTD Low date	42.3684 EUR (2024/01/22)
52 Weeks High date	56.7803 EUR (2024/08/02)
52 Weeks Low date	42.3684 EUR (2024/01/22)

Recent Research

on underlying		on sector	
Date		Headline	Download
2024/08/12		Global Equity Ratings	
2024/08/12		Aktienempfehlungen Global	
2024/07/24		Global Equity Ratings	
2024/07/24		Aktienempfehlungen Global	
2024/07/15		Aktienempfehlungen Global	