

# UNILEVER PLC FUTURE (UNIH) - EUX/C13

2024/08/14 18:37:19

**Price**  
**55.4878** EUR

**Difference**  **-0.05% (-0.03)**

### General attributes

Symbol	UNIH13
Exchange	Eurex
Currency	EUR
Security type	Future
Underlying	UNILEVER PLC
Maturity	08-2025
Contract size	100

### Market data

Bid (Bid size)	- EUR (-)
Ask (Ask size)	- EUR (-)
Open	55.4878 EUR
High	55.4878 EUR
Low	55.4878 EUR
Close (prev. day)	55.5131 EUR
Underlying	UNILEVER PLC
Underlying price (date)	4,747.00 (24/08/14)
Settlement price (date)	55.49 (24/08/14)
Open Interest	0

### Performance and Risk

	6m	1y	3y
Perf (%)	+18.96%	+15.97%	-
Perf (abs.)	+8.84	+7.64	-
Beta	-	-	-
Volatility	26.50	19.96	-

### Futures and Options

Related Futures	-
Related Options	-

5y












Information about previous performance does not guarantee future performance.  
Source: FactSet

### Price data

Ø price 5 days   Ø volume 5 days (pcs.)	55.5793 EUR (0)
Ø price 30 days   Ø volume 30 days (pcs.)	54.9105 EUR (0)
Ø price 100 days   Ø volume 100 days (pcs.)	50.2348 EUR (0)
Ø price 250 days   Ø volume 250 days (pcs.)	46.7621 EUR (0)
YTD High   date	56.7803 EUR (2024/08/02)
YTD Low   date	42.3684 EUR (2024/01/22)
52 Weeks High   date	56.7803 EUR (2024/08/02)
52 Weeks Low   date	42.3684 EUR (2024/01/22)

### Recent Research

on underlying		on sector	
Date		Headline	Download
2024/08/12		Global Equity Ratings	
2024/08/12		Aktienempfehlungen Global	
2024/07/24		Global Equity Ratings	
2024/07/24		Aktienempfehlungen Global	
2024/07/15		Aktienempfehlungen Global	