

VISA INC. FUTURE (VISG) - EUX/C13

2024/04/19 18:42:50

Price
282.4521 USD

Difference  **-1.11% (-3.18)**

General attributes

Symbol	VISGC13
Exchange	Eurex
Currency	USD
Security type	Future
Underlying	VISA INC.
Maturity	12-2025
Contract size	100

Market data

Bid (Bid size)	- USD (-)
Ask (Ask size)	- USD (-)
Open	282.4521 USD
High	282.4521 USD
Low	282.4521 USD
Close (prev. day)	285.6293 USD
Underlying	VISA INC.
Underlying price (date)	269.78 (24/04/19)
Settlement price (date)	290.64 (24/04/19)
Open Interest	0

Performance and Risk

	6m	1y	3y
Perf (%)	+13.84%	+16.07%	-
Perf (abs.)	+34.34	+39.10	-
Beta	-	-	-
Volatility	19.54	19.82	-

Futures and Options

Related Futures	-
Related Options	-












Information about previous performance does not guarantee future performance.
Source: FactSet

Price data

Ø price 5 days Ø volume 5 days (pcs.)	285.4453 USD (0)
Ø price 30 days Ø volume 30 days (pcs.)	293.2488 USD (0)
Ø price 100 days Ø volume 100 days (pcs.)	284.8173 USD (0)
Ø price 250 days Ø volume 250 days (pcs.)	263.2459 USD (0)
YTD High date	308.4414 USD (2024/03/18)
YTD Low date	270.5013 USD (2024/01/03)
52 Weeks High date	308.4414 USD (2024/03/18)
52 Weeks Low date	228.4613 USD (2023/05/31)

Recent Research

on underlying	on sector	on market	
Date		Headline	Download
2024/04/03		Global Equity Ratings	
2024/04/03		Aktienempfehlungen Global	
2024/03/13		Global Equity Ratings	
2024/03/13		Aktienempfehlungen Global	
2024/02/22		Aktienempfehlungen Global	