

VISCOFAN S.A. FUTURE (VICF) - EUX/C11

2024/07/26 18:36:04

Price
59.1727 EUR

Difference  **-0.01% (-0.01)**

General attributes

Symbol	VICFC11
Exchange	Eurex
Currency	EUR
Security type	Future
Underlying	VISCOFAN SA
Maturity	06-2025
Contract size	100

Market data

Bid (Bid size)	- EUR (-)
Ask (Ask size)	- EUR (-)
Open	59.1727 EUR
High	59.1727 EUR
Low	59.1727 EUR
Close (prev. day)	59.1781 EUR
Underlying	VISCOFAN SA
Underlying price (date)	59.20 (24/07/26)
Settlement price (date)	59.17 (24/07/26)
Open Interest	0

Performance and Risk

	6m	1y	3y
Perf (%)	+9.69%	-4.95%	-
Perf (abs.)	+5.23	-3.08	-
Beta	-	-	-
Volatility	27.26	24.18	-

Futures and Options

Related Futures	-
Related Options	-

5y












Information about previous performance does not guarantee future performance.
Source: FactSet

Price data

Ø price 5 days Ø volume 5 days (pcs.)	59.6802 EUR (0)
Ø price 30 days Ø volume 30 days (pcs.)	60.5251 EUR (0)
Ø price 100 days Ø volume 100 days (pcs.)	59.0843 EUR (0)
Ø price 250 days Ø volume 250 days (pcs.)	56.8698 EUR (0)
YTD High date	62.2488 EUR (2024/06/17)
YTD Low date	51.5680 EUR (2024/02/28)
52 Weeks High date	62.7606 EUR (2023/07/27)
52 Weeks Low date	51.5680 EUR (2024/02/28)

Recent Research

on sector		on market	
Date		Headline	Download
2024/07/26		Equity Weekly	
2024/07/24		Global Equity Ratings	
2024/07/24		Aktienempfehlungen Global	
2024/07/15		Aktienempfehlungen Global	
2024/07/12		Equity Weekly	