

UNITEDHEALTH GROUP INC. FUTURE (UNHF) - EUX/C11

2024/04/29 18:33:42

Price
507.2741 USD

Difference  **-0.93% (-4.77)**

General attributes

Symbol	UNHFC11
Exchange	Eurex
Currency	USD
Security type	Future
Underlying	UNITEDHEALTH GROUP INC.
Maturity	03-2025
Contract size	100

Market data

Bid (Bid size)	- USD (-)
Ask (Ask size)	- USD (-)
Open	507.2741 USD
High	507.2741 USD
Low	507.2741 USD
Close (prev. day)	512.0431 USD
Underlying	UNITEDHEALTH GROUP INC.
Underlying price (date)	489.03 (24/04/29)
Settlement price (date)	507.27 (24/04/29)
Open Interest	0



Information about previous performance does not guarantee future performance.
 Source: FactSet

Performance and Risk

	6m	1y	3y
Perf (%)	-6.37%	-0.07%	-
Perf (abs.)	-34.53	-0.35	-
Beta	-	-	-
Volatility	27.22	25.23	-










Futures and Options

Related Futures	-
Related Options	-

Price data

Ø price 5 days Ø volume 5 days (pcs.)	507.1229 USD (0)
Ø price 30 days Ø volume 30 days (pcs.)	494.7369 USD (0)
Ø price 100 days Ø volume 100 days (pcs.)	522.3563 USD (0)
Ø price 250 days Ø volume 250 days (pcs.)	521.3037 USD (0)
YTD High date	567.2962 USD (2024/01/04)
YTD Low date	455.3771 USD (2024/04/12)
52 Weeks High date	571.1573 USD (2023/12/01)
52 Weeks Low date	455.3771 USD (2024/04/12)

Recent Research

on underlying	on sector	on market	
Date		Headline	Download
2024/04/26		Global Equity Ratings	
2024/04/26		Aktienempfehlungen Global	
2024/04/03		Global Equity Ratings	
2024/04/03		Aktienempfehlungen Global	
2024/03/13		Global Equity Ratings	