

UNITEDHEALTH GROUP INC. FUTURE (UNHF) - EUX/C1

2024/04/30 18:40:08

Price
485.061 USD

Difference  -1.40% (-6.91)

General attributes

Symbol	UNHFC1
Exchange	Eurex
Currency	USD
Security type	Future
Underlying	UNITEDHEALTH GROUP INC.
Maturity	05-2024
Contract size	100

Market data

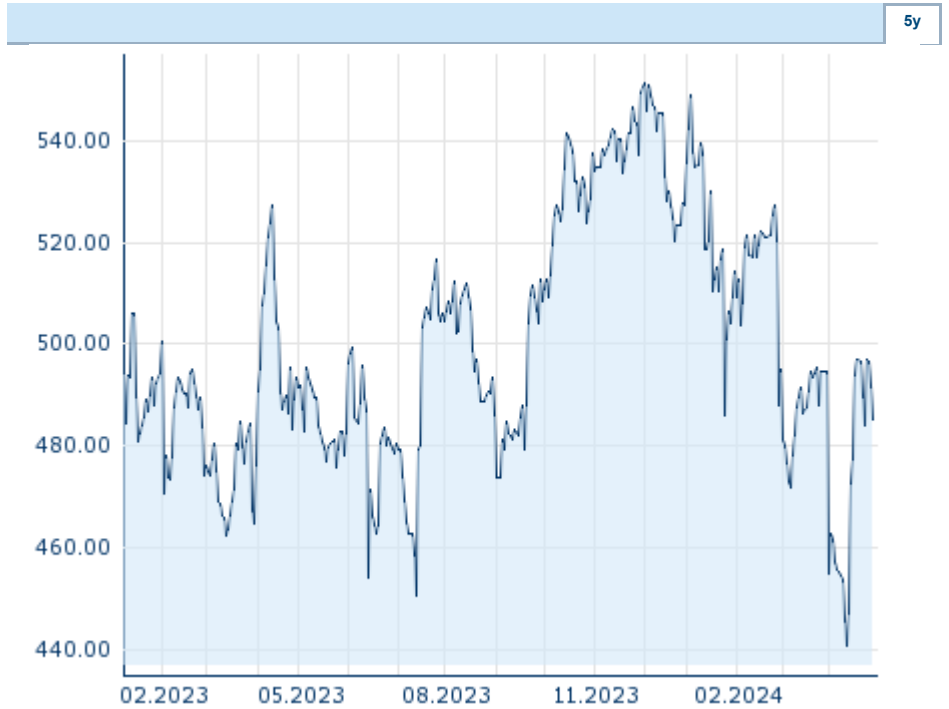
Bid (Bid size)	- USD (-)
Ask (Ask size)	- USD (-)
Open	485.061 USD
High	485.061 USD
Low	485.061 USD
Close (prev. day)	491.9724 USD
Underlying	UNITEDHEALTH GROUP INC.
Underlying price (date)	513.88 (24/05/14)
Settlement price (date)	507.70 (24/05/14)
Open Interest	0

Performance and Risk

	6m	1y	3y
Perf (%)	-8.24%	-1.70%	-
Perf (abs.)	-43.54	-8.38	-
Beta	-	-	-
Volatility	26.53	24.68	-

Futures and Options

Related Futures	-
Related Options	-












Information about previous performance does not guarantee future performance.
Source: FactSet

Price data

Ø price 5 days Ø volume 5 days (pcs.)	490.918 USD (0)
Ø price 30 days Ø volume 30 days (pcs.)	478.609 USD (0)
Ø price 100 days Ø volume 100 days (pcs.)	505.201 USD (0)
Ø price 250 days Ø volume 250 days (pcs.)	503.965 USD (0)
YTD High date	548.850 USD (2024/01/04)
YTD Low date	440.797 USD (2024/04/12)
52 Weeks High date	551.248 USD (2023/12/01)
52 Weeks Low date	440.797 USD (2024/04/12)

Recent Research

on underlying	on sector	on market	
Date		Headline	Download
2024/04/26		Global Equity Ratings	
2024/04/26		Aktienempfehlungen Global	
2024/04/03		Global Equity Ratings	
2024/04/03		Aktienempfehlungen Global	
2024/03/13		Global Equity Ratings	