

# UNITEDHEALTH GROUP INC. FUTURE (UNHF) - EUX/C1

2024/04/30 18:40:08

**Price**  
**485.061** USD  
**Difference**  **-1.40% (-6.91)**

**General attributes**

**Symbol** UNHFC1  
**Exchange** Eurex  
**Currency** USD  
**Security type** Future  
**Underlying** UNITEDHEALTH GROUP INC.  
**Maturity** 05-2024  
**Contract size** 100

**Market data**

**Bid (Bid size)** - USD (-)  
**Ask (Ask size)** - USD (-)  
**Open** 485.061 USD  
**High** 485.061 USD  
**Low** 485.061 USD  
**Close (prev. day)** 491.9724 USD  
**Underlying** UNITEDHEALTH GROUP INC.  
**Underlying price (date)** 492.45 (24/05/03)  
**Settlement price (date)** - (-)  
**Open Interest** -

**Performance and Risk**

	6m	1y	3y
Perf (%)	-8.24%	-1.70%	-
Perf (abs.)	-43.54	-8.38	-
Beta	-	-	-
Volatility	26.53	24.68	-

**Futures and Options**

**Related Futures** -  
**Related Options** -

5y










Information about previous performance does not guarantee future performance.  
 Source: FactSet

**Price data**

Ø price 5 days   Ø volume 5 days (pcs.)	490.918 USD (0)
Ø price 30 days   Ø volume 30 days (pcs.)	478.609 USD (0)
Ø price 100 days   Ø volume 100 days (pcs.)	505.201 USD (0)
Ø price 250 days   Ø volume 250 days (pcs.)	503.965 USD (0)
YTD High   date	548.850 USD (2024/01/04)
YTD Low   date	440.797 USD (2024/04/12)
52 Weeks High   date	551.248 USD (2023/12/01)
52 Weeks Low   date	440.797 USD (2024/04/12)

**Recent Research**

on underlying	on sector	on market	
<b>Date</b>		<b>Headline</b>	<b>Download</b>
2024/04/26		Global Equity Ratings	
2024/04/26		Aktienempfehlungen Global	
2024/04/03		Global Equity Ratings	
2024/04/03		Aktienempfehlungen Global	
2024/03/13		Global Equity Ratings	