

VERIZON COMMUNICATIONS INC. FUTURE (VZFF) - EUX/C12

2024/07/26 18:36:06

Price
39.5448 USD

Difference  -0.72% (-0.29)

General attributes

Symbol	VZFFC12
Exchange	Eurex
Currency	USD
Security type	Future
Underlying	VERIZON COMMUNICATIONS INC
Maturity	07-2025
Contract size	100

Market data

Bid (Bid size)	- USD (-)
Ask (Ask size)	- USD (-)
Open	39.5448 USD
High	39.5448 USD
Low	39.5448 USD
Close (prev. day)	39.8334 USD
Underlying	VERIZON COMMUNICATIONS INC
Underlying price (date)	40.09 (24/07/26)
Settlement price (date)	39.54 (24/07/26)
Open Interest	0

Performance and Risk

	6m	1y	3y
Perf (%)	-5.70%	+17.27%	-
Perf (abs.)	-2.39	+5.82	-
Beta	-	-	-
Volatility	25.18	24.85	-

Futures and Options

Related Futures	-
Related Options	-

5y












Information about previous performance does not guarantee future performance.
Source: FactSet

Price data

Ø price 5 days Ø volume 5 days (pcs.)	39.1008 USD (0)
Ø price 30 days Ø volume 30 days (pcs.)	40.3347 USD (0)
Ø price 100 days Ø volume 100 days (pcs.)	40.1101 USD (0)
Ø price 250 days Ø volume 250 days (pcs.)	37.0336 USD (0)
YTD High date	42.5884 USD (2024/04/04)
YTD Low date	37.9232 USD (2024/01/02)
52 Weeks High date	42.5884 USD (2024/04/04)
52 Weeks Low date	30.3584 USD (2023/10/06)

Recent Research

on underlying	on sector	on market	
Date		Headline	Download
2024/07/24		Global Equity Ratings	
2024/07/24		Aktienempfehlungen Global	
2024/07/15		Aktienempfehlungen Global	
2024/07/12		Global Equity Ratings	
2024/06/21		Global Equity Ratings	