

VISCOFAN S.A. FUTURE (VICF) - EUX/C10

2024/07/26 18:36:04

Price
59.5885 EUR

Difference  -0.01% (-0.01)

General attributes

Symbol	VICFC10
Exchange	Eurex
Currency	EUR
Security type	Future
Underlying	VISCOFAN SA
Maturity	05-2025
Contract size	100

Market data

Bid (Bid size)	- EUR (-)
Ask (Ask size)	- EUR (-)
Open	59.5885 EUR
High	59.5885 EUR
Low	59.5885 EUR
Close (prev. day)	59.594 EUR
Underlying	VISCOFAN SA
Underlying price (date)	59.20 (24/07/26)
Settlement price (date)	59.59 (24/07/26)
Open Interest	0

Performance and Risk

	6m	1y	3y
Perf (%)	+7.85%	-4.84%	-
Perf (abs.)	+4.34	-3.03	-
Beta	-	-	-
Volatility	27.72	24.41	-

Futures and Options

Related Futures	-
Related Options	-

5y












Information about previous performance does not guarantee future performance.
Source: FactSet

Price data

Ø price 5 days Ø volume 5 days (pcs.)	60.0948 EUR (0)
Ø price 30 days Ø volume 30 days (pcs.)	60.5863 EUR (0)
Ø price 100 days Ø volume 100 days (pcs.)	59.1163 EUR (0)
Ø price 250 days Ø volume 250 days (pcs.)	56.9868 EUR (0)
YTD High date	62.0842 EUR (2024/06/17)
YTD Low date	51.4452 EUR (2024/02/28)
52 Weeks High date	63.1253 EUR (2023/07/27)
52 Weeks Low date	51.4452 EUR (2024/02/28)

Recent Research

on sector		on market	
Date		Headline	Download
2024/07/26		Equity Weekly	
2024/07/24		Global Equity Ratings	
2024/07/24		Aktienempfehlungen Global	
2024/07/15		Aktienempfehlungen Global	
2024/07/12		Equity Weekly	