

VOLKSWAGEN AG FUTURE (TVO3) - EUX/C7

2024/07/05 19:26:44

Price
145.8358 EUR

Difference  -0.49% (-0.72)

General attributes

Symbol	TVO3C7
Exchange	Eurex
Currency	EUR
Security type	Future
Underlying	VOLKSWAGEN AG VZ
Maturity	09-2025
Contract size	100

Market data

Bid (Bid size)	- EUR (-)
Ask (Ask size)	- EUR (-)
Open	145.8358 EUR
High	145.8358 EUR
Low	145.8358 EUR
Close (prev. day)	146.5522 EUR
Underlying	VOLKSWAGEN AG VZ
Underlying price (date)	106.80 (24/07/08)
Settlement price (date)	145.84 (24/07/05)
Open Interest	0

Performance and Risk

	6m	1y	3y
Perf (%)	-2.10%	-11.09%	-
Perf (abs.)	-3.09	-17.93	-
Beta	-	-	-
Volatility	20.25	17.16	-

Futures and Options

Related Futures	-
Related Options	-












Information about previous performance does not guarantee future performance.
Source: FactSet

Price data

Ø price 5 days Ø volume 5 days (pcs.)	144.2639 EUR (0)
Ø price 30 days Ø volume 30 days (pcs.)	- EUR (-)
Ø price 100 days Ø volume 100 days (pcs.)	152.2044 EUR (0)
Ø price 250 days Ø volume 250 days (pcs.)	148.8468 EUR (0)
YTD High date	160.5650 EUR (2024/04/04)
YTD Low date	140.9667 EUR (2024/01/19)
52 Weeks High date	161.8678 EUR (2023/07/24)
52 Weeks Low date	134.1823 EUR (2023/10/30)

Recent Research

on underlying	on sector	on market	
Date		Headline	Download
2024/06/21		Global Equity Ratings	
2024/06/21		Aktienempfehlungen Global	
2024/06/14		Global Equity Ratings	
2024/06/14		Aktienempfehlungen Global	
2024/05/29		Global Equity Ratings	