

UBER TECHNOLOGIES INC. FUTURE (UBRF) - EUX/C10

2024/10/18 19:07:37

Price
81.7707 USD

Difference  -1.35% (-1.12)

General attributes

Symbol	UBRFC10
Exchange	Eurex
Currency	USD
Security type	Future
Underlying	UBER TECHNOLOGIES INC.
Maturity	08-2025
Contract size	100

Market data

Bid (Bid size)	- USD (-)
Ask (Ask size)	- USD (-)
Open	81.7707 USD
High	81.7707 USD
Low	81.7707 USD
Close (prev. day)	82.8858 USD
Underlying	UBER TECHNOLOGIES INC.
Underlying price (date)	79.16 (24/10/18)
Settlement price (date)	82.02 (24/10/18)
Open Interest	0

Performance and Risk

	6m	1y	3y
Perf (%)	+8.30%	+79.46%	-
Perf (abs.)	+6.27	+36.21	-
Beta	-	-	-
Volatility	42.97	38.67	-

Futures and Options

Related Futures	-
Related Options	-












5y

Information about previous performance does not guarantee future performance.
Source: FactSet

Price data

Ø price 5 days Ø volume 5 days (pcs.)	84.9037 USD (0)
Ø price 30 days Ø volume 30 days (pcs.)	78.2256 USD (0)
Ø price 100 days Ø volume 100 days (pcs.)	74.4760 USD (0)
Ø price 250 days Ø volume 250 days (pcs.)	71.2238 USD (0)
YTD High date	88.4743 USD (2024/10/11)
YTD Low date	59.8502 USD (2024/08/05)
52 Weeks High date	88.4743 USD (2024/10/11)
52 Weeks Low date	42.4594 USD (2023/10/26)

Recent Research

on underlying on sector on market			
Date		Headline	Download
2024/09/27		Global Equity Ratings	
2024/09/27		Aktienempfehlungen Global	
2024/09/11		Global Equity Ratings	
2024/09/11		Aktienempfehlungen Global	
2024/09/05		Global Equity Ratings	