

# UBER TECHNOLOGIES INC. FUTURE (UBRF) - EUX/C10

2024/07/15 18:41:57

**Price**  
**74.8467** USD  
 Difference  -1.53% (-1.16)

**General attributes**

Symbol	UBRFC10
Exchange	Eurex
Currency	USD
Security type	Future
Underlying	UBER TECHNOLOGIES INC.
Maturity	04-2025
Contract size	100

**Market data**

Bid (Bid size)	- USD (-)
Ask (Ask size)	- USD (-)
Open	74.8467 USD
High	74.8467 USD
Low	74.8467 USD
Close (prev. day)	76.0113 USD
Underlying	UBER TECHNOLOGIES INC.
Underlying price (date)	74.32 (24/07/16)
Settlement price (date)	74.85 (24/07/15)
Open Interest	0

**Performance and Risk**

	6m	1y	3y
Perf (%)	+12.84%	+57.49%	-
Perf (abs.)	+8.52	+27.32	-
Beta	-	-	-
Volatility	35.76	35.13	-

**Futures and Options**

Related Futures	-
Related Options	-

5y












Information about previous performance does not guarantee future performance.  
 Source: FactSet

**Price data**

Ø price 5 days   Ø volume 5 days (pcs.)	- USD (-)
Ø price 30 days   Ø volume 30 days (pcs.)	73.6813 USD (0)
Ø price 100 days   Ø volume 100 days (pcs.)	78.5651 USD (0)
Ø price 250 days   Ø volume 250 days (pcs.)	62.1287 USD (0)
YTD High   date	84.5422 USD (2024/03/04)
YTD Low   date	60.5419 USD (2024/01/05)
52 Weeks High   date	84.5422 USD (2024/03/04)
52 Weeks Low   date	42.4594 USD (2023/10/26)

**Recent Research**

on underlying	on sector	on market	
Date		Headline	Download
2024/07/15		Aktienempfehlungen Global	
2024/07/12		Global Equity Ratings	
2024/06/21		Global Equity Ratings	
2024/06/21		Aktienempfehlungen Global	
2024/06/14		Global Equity Ratings	