

VOLKSWAGEN AG FUTURE (TVO3) - EUX/C8

2024/07/12 18:52:15

Price
147.6892 EUR

Difference  0.96% (1.40)

General attributes

Symbol	TVO3C8
Exchange	Eurex
Currency	EUR
Security type	Future
Underlying	VOLKSWAGEN AG VZ
Maturity	12-2025
Contract size	100

Market data

Bid (Bid size)	- EUR (-)
Ask (Ask size)	- EUR (-)
Open	147.6892 EUR
High	147.6892 EUR
Low	147.6892 EUR
Close (prev. day)	146.2878 EUR
Underlying	VOLKSWAGEN AG VZ
Underlying price (date)	108.55 (24/07/12)
Settlement price (date)	147.69 (24/07/12)
Open Interest	0

Performance and Risk

	6m	1y	3y
Perf (%)	+1.70%	-7.68%	-
Perf (abs.)	+2.47	-12.29	-
Beta	-	-	-
Volatility	27.56	19.66	-

Futures and Options

Related Futures	-
Related Options	-












Information about previous performance does not guarantee future performance.
Source: FactSet

Price data

Ø price 5 days Ø volume 5 days (pcs.)	- EUR (-)
Ø price 30 days Ø volume 30 days (pcs.)	- EUR (-)
Ø price 100 days Ø volume 100 days (pcs.)	151.7302 EUR (0)
Ø price 250 days Ø volume 250 days (pcs.)	146.8443 EUR (0)
YTD High date	158.4581 EUR (2024/02/28)
YTD Low date	140.0421 EUR (2024/01/19)
52 Weeks High date	161.5396 EUR (2023/07/25)
52 Weeks Low date	133.4248 EUR (2023/10/30)

Recent Research

on underlying	on sector	on market	
Date		Headline	Download
2024/07/12		Global Equity Ratings	
2024/07/12		Aktienempfehlungen Global	
2024/06/21		Global Equity Ratings	
2024/06/21		Aktienempfehlungen Global	
2024/06/14		Global Equity Ratings	