

UBS AG FUTURE (UBSJ) - EUX/C11

2024/04/30 18:40:07

Price
24.5497 CHF

Difference  -1.41% (-0.35)

General attributes

Symbol	UBSJC11
Exchange	Eurex
Currency	CHF
Security type	Future
Underlying	UBS GROUP
Maturity	03-2025
Contract size	100

Market data

Bid (Bid size)	- CHF (-)
Ask (Ask size)	- CHF (-)
Open	24.5497 CHF
High	24.5497 CHF
Low	24.5497 CHF
Close (prev. day)	24.8999 CHF
Underlying	UBS GROUP
Underlying price (date)	24.90 (24/05/06)
Settlement price (date)	25.18 (24/05/06)
Open Interest	0

Performance and Risk

	6m	1y	3y
Perf (%)	+15.90%	+33.59%	-
Perf (abs.)	+3.37	+6.17	-
Beta	-	-	-
Volatility	24.22	24.05	-

Futures and Options

Related Futures	-
Related Options	-

5y












Information about previous performance does not guarantee future performance.
Source: FactSet

Price data

Ø price 5 days Ø volume 5 days (pcs.)	24.7811 CHF (0)
Ø price 30 days Ø volume 30 days (pcs.)	26.6651 CHF (0)
Ø price 100 days Ø volume 100 days (pcs.)	25.7542 CHF (0)
Ø price 250 days Ø volume 250 days (pcs.)	22.5907 CHF (0)
YTD High date	28.3979 CHF (2024/04/04)
YTD Low date	23.7086 CHF (2024/02/07)
52 Weeks High date	28.3979 CHF (2024/04/04)
52 Weeks Low date	17.0110 CHF (2023/05/04)

Recent Research

on underlying	on sector	on market	
Date		Headline	Download
2024/04/26		Global Equity Ratings	
2024/04/26		Aktienempfehlungen Global	
2024/04/03		Global Equity Ratings	
2024/04/03		Aktienempfehlungen Global	
2024/03/13		Global Equity Ratings	