

UBS AG FUTURE (UBSJ) - EUX/C1

2024/04/25 18:47:33

Price
24.502 CHF

Difference  **-0.25% (-0.06)**

General attributes

Symbol	UBSJC1
Exchange	Eurex
Currency	CHF
Security type	Future
Underlying	UBS GROUP
Maturity	05-2024
Contract size	100

Market data

Bid (Bid size)	- CHF (-)
Ask (Ask size)	- CHF (-)
Open	24.502 CHF
High	24.502 CHF
Low	24.502 CHF
Close (prev. day)	24.5631 CHF
Underlying	UBS GROUP
Underlying price (date)	24.96 (24/04/25)
Settlement price (date)	24.50 (24/04/25)
Open Interest	0

Performance and Risk

	6m	1y	3y
Perf (%)	+15.73%	+34.86%	-
Perf (abs.)	+3.34	+6.35	-
Beta	-	-	-
Volatility	23.98	23.75	-

Futures and Options

Related Futures	-
Related Options	-

5y












Information about previous performance does not guarantee future performance.
Source: FactSet

Price data

Ø price 5 days Ø volume 5 days (pcs.)	25.265 CHF (0)
Ø price 30 days Ø volume 30 days (pcs.)	27.194 CHF (1,317)
Ø price 100 days Ø volume 100 days (pcs.)	25.873 CHF (2,155)
Ø price 250 days Ø volume 250 days (pcs.)	22.550 CHF (1,372)
YTD High date	28.578 CHF (2024/04/04)
YTD Low date	23.910 CHF (2024/02/07)
52 Weeks High date	28.578 CHF (2024/04/04)
52 Weeks Low date	16.750 CHF (2023/05/04)

Recent Research

on underlying	on sector	on market	
Date		Headline	Download
2024/04/03		Global Equity Ratings	
2024/04/03		Aktienempfehlungen Global	
2024/03/13		Global Equity Ratings	
2024/03/13		Aktienempfehlungen Global	
2024/02/22		Aktienempfehlungen Global	