

UBS AG FUTURE (UBSJ) - EUX/C1

2024/04/19 18:45:48

Price
25.70 CHF

Difference  -0.43% (-0.11)

General attributes

Symbol	UBSJC1
Exchange	Eurex
Currency	CHF
Security type	Future
Underlying	UBS GROUP
Maturity	05-2024
Contract size	100

Market data

Bid (Bid size)	- CHF (-)
Ask (Ask size)	- CHF (-)
Open	25.70 CHF
High	25.70 CHF
Low	25.70 CHF
Close (prev. day)	25.811 CHF
Underlying	UBS GROUP
Underlying price (date)	25.70 (24/04/19)
Settlement price (date)	25.25 (24/04/19)
Open Interest	0

Performance and Risk

	6m	1y	3y
Perf (%)	+18.37%	+38.31%	-
Perf (abs.)	+3.99	+7.12	-
Beta	-	-	-
Volatility	23.09	23.45	-

Futures and Options

Related Futures	-
Related Options	-

5y












Information about previous performance does not guarantee future performance.
Source: FactSet

Price data

Ø price 5 days Ø volume 5 days (pcs.)	25.79 CHF (1,200)
Ø price 30 days Ø volume 30 days (pcs.)	27.38 CHF (3,217)
Ø price 100 days Ø volume 100 days (pcs.)	25.83 CHF (2,155)
Ø price 250 days Ø volume 250 days (pcs.)	22.46 CHF (1,372)
YTD High date	28.58 CHF (2024/04/04)
YTD Low date	23.91 CHF (2024/02/07)
52 Weeks High date	28.58 CHF (2024/04/04)
52 Weeks Low date	16.75 CHF (2023/05/04)

Recent Research

on underlying on sector on market			
Date		Headline	Download
2024/04/03		Global Equity Ratings	
2024/04/03		Aktienempfehlungen Global	
2024/03/13		Global Equity Ratings	
2024/03/13		Aktienempfehlungen Global	
2024/02/22		Aktienempfehlungen Global	