

# TESLA INC. FUTURE (TSLF) - EUX/C9

2024/03/14 18:40:32

**Price**  
**170.3898** USD

**Difference**  **-4.60% (-8.22)**

### General attributes

Symbol	TSLFC9
Exchange	Eurex
Currency	USD
Security type	Future
Underlying	TESLA INC.
Maturity	12-2024
Contract size	300

### Market data

Bid (Bid size)	- USD (-)
Ask (Ask size)	- USD (-)
Open	170.3898 USD
High	170.3898 USD
Low	170.3898 USD
Close (prev. day)	178.6076 USD
Underlying	TESLA INC.
Underlying price (date)	216.12 (24/08/16)
Settlement price (date)	219.51 (24/08/16)
Open Interest	0

### Performance and Risk

	6m	1y	3y
Perf (%)	-41.99%	-18.42%	-
Perf (abs.)	-123.31	-38.48	-
Beta	-	-	-
Volatility	87.00	75.62	-

### Futures and Options

Related Futures	-
Related Options	-

5y












Information about previous performance does not guarantee future performance.  
 Source: FactSet

### Price data

Ø price 5 days   Ø volume 5 days (pcs.)	- USD (-)
Ø price 30 days   Ø volume 30 days (pcs.)	190.1524 USD (0)
Ø price 100 days   Ø volume 100 days (pcs.)	227.9755 USD (0)
Ø price 250 days   Ø volume 250 days (pcs.)	244.8745 USD (0)
YTD High   date	250.3949 USD (2024/01/08)
YTD Low   date	170.3898 USD (2024/03/14)
52 Weeks High   date	309.9469 USD (2023/07/18)
52 Weeks Low   date	167.7049 USD (2023/04/26)

### Recent Research

on underlying	on sector	on market	
Date		Headline	Download
2024/08/12		Global Equity Ratings	
2024/08/12		Aktienempfehlungen Global	
2024/07/24		Global Equity Ratings	
2024/07/24		Aktienempfehlungen Global	
2024/07/15		Aktienempfehlungen Global	