

TESLA INC. FUTURE (TSLF) - EUX/C9

2024/03/14 18:40:32

Price
170.3898 USD

Difference  **-4.60% (-8.22)**

General attributes

Symbol	TSLFC9
Exchange	Eurex
Currency	USD
Security type	Future
Underlying	TESLA INC.
Maturity	12-2024
Contract size	300

Market data

Bid (Bid size)	- USD (-)
Ask (Ask size)	- USD (-)
Open	170.3898 USD
High	170.3898 USD
Low	170.3898 USD
Close (prev. day)	178.6076 USD
Underlying	TESLA INC.
Underlying price (date)	174.72 (24/05/08)
Settlement price (date)	180.96 (24/05/08)
Open Interest	0

Performance and Risk

	6m	1y	3y
Perf (%)	-41.99%	-18.42%	-
Perf (abs.)	-123.31	-38.48	-
Beta	-	-	-
Volatility	87.00	75.62	-

Futures and Options

Related Futures	-
Related Options	-

5y












Information about previous performance does not guarantee future performance.
 Source: FactSet

Price data

Ø price 5 days Ø volume 5 days (pcs.)	- USD (-)
Ø price 30 days Ø volume 30 days (pcs.)	190.1524 USD (0)
Ø price 100 days Ø volume 100 days (pcs.)	227.9755 USD (0)
Ø price 250 days Ø volume 250 days (pcs.)	244.8745 USD (0)
YTD High date	250.3949 USD (2024/01/08)
YTD Low date	170.3898 USD (2024/03/14)
52 Weeks High date	309.9469 USD (2023/07/18)
52 Weeks Low date	167.7049 USD (2023/04/26)

Recent Research

on underlying	on sector	on market	
Date		Headline	Download
2024/04/26		Global Equity Ratings	
2024/04/26		Aktienempfehlungen Global	
2024/04/03		Global Equity Ratings	
2024/04/03		Aktienempfehlungen Global	
2024/03/13		Global Equity Ratings	