

VOLKSWAGEN AG FUTURE (TVO3) - EUX/C9

2024/07/12 18:52:15

Price
147.052 EURDifference  0.96% (1.40)

General attributes

Symbol	TVO3C9
Exchange	Eurex
Currency	EUR
Security type	Future
Underlying	VOLKSWAGEN AG VZ
Maturity	06-2026
Contract size	100

Market data

Bid (Bid size)	- EUR (-)
Ask (Ask size)	- EUR (-)
Open	147.052 EUR
High	147.052 EUR
Low	147.052 EUR
Close (prev. day)	145.6526 EUR
Underlying	VOLKSWAGEN AG VZ
Underlying price (date)	108.55 (24/07/12)
Settlement price (date)	147.05 (24/07/12)
Open Interest	0

Performance and Risk

	6m	1y	3y
Perf (%)	+1.21%	-7.65%	-
Perf (abs.)	+1.75	-12.18	-
Beta	-	-	-
Volatility	24.20	19.73	-

Futures and Options

Related Futures	-
Related Options	-

5y












Information about previous performance does not guarantee future performance.
Source: FactSet

Price data

Ø price 5 days Ø volume 5 days (pcs.)	- EUR (-)
Ø price 30 days Ø volume 30 days (pcs.)	144.879 EUR (0)
Ø price 100 days Ø volume 100 days (pcs.)	151.895 EUR (0)
Ø price 250 days Ø volume 250 days (pcs.)	150.112 EUR (0)
YTD High date	160.700 EUR (2024/04/04)
YTD Low date	140.137 EUR (2024/01/19)
52 Weeks High date	161.119 EUR (2023/07/24)
52 Weeks Low date	140.137 EUR (2024/01/19)

Recent Research

on underlying	on sector	on market	
Date		Headline	Download
2024/07/12		Global Equity Ratings	
2024/07/12		Aktienempfehlungen Global	
2024/06/21		Global Equity Ratings	
2024/06/21		Aktienempfehlungen Global	
2024/06/14		Global Equity Ratings	