

VOLKSWAGEN AG FUTURE (TVO3) - EUX/C9

2024/04/30 19:06:57

Price
146.9414 EUR

Difference  -3.68% (-5.61)

General attributes

Symbol	TVO3C9
Exchange	Eurex
Currency	EUR
Security type	Future
Underlying	VOLKSWAGEN AG VZ
Maturity	12-2025
Contract size	100

Market data

Bid (Bid size)	- EUR (-)
Ask (Ask size)	- EUR (-)
Open	146.9414 EUR
High	146.9414 EUR
Low	146.9414 EUR
Close (prev. day)	152.5514 EUR
Underlying	VOLKSWAGEN AG VZ
Underlying price (date)	115.20 (24/05/02)
Settlement price (date)	146.94 (24/04/30)
Open Interest	0

Performance and Risk

	6m	1y	3y
Perf (%)	-	-4.21%	-
Perf (abs.)	-	-6.46	-
Beta	-	-	-
Volatility	22.27	21.39	-

Futures and Options

Related Futures	-
Related Options	-












Information about previous performance does not guarantee future performance.
Source: FactSet

Price data

Ø price 5 days Ø volume 5 days (pcs.)	150.8274 EUR (0)
Ø price 30 days Ø volume 30 days (pcs.)	154.1118 EUR (0)
Ø price 100 days Ø volume 100 days (pcs.)	150.5964 EUR (0)
Ø price 250 days Ø volume 250 days (pcs.)	151.9944 EUR (0)
YTD High date	160.7000 EUR (2024/04/04)
YTD Low date	140.1373 EUR (2024/01/19)
52 Weeks High date	168.4981 EUR (2023/06/14)
52 Weeks Low date	140.1373 EUR (2024/01/19)

Recent Research

on underlying	on sector	on market	
Date		Headline	Download
2024/04/26		Global Equity Ratings	
2024/04/26		Aktienempfehlungen Global	
2024/04/03		Global Equity Ratings	
2024/04/03		Aktienempfehlungen Global	
2024/03/13		Global Equity Ratings	