

VERIZON COMMUNICATIONS INC. FUTURE (VZFF) - EUX/C13

2024/07/26 18:36:06

Price
39.6755 USD

Difference  **-0.72% (-0.29)**

General attributes

Symbol	VZFFC13
Exchange	Eurex
Currency	USD
Security type	Future
Underlying	VERIZON COMMUNICATIONS INC
Maturity	08-2025
Contract size	100

Market data

Bid (Bid size)	- USD (-)
Ask (Ask size)	- USD (-)
Open	39.6755 USD
High	39.6755 USD
Low	39.6755 USD
Close (prev. day)	39.9651 USD
Underlying	VERIZON COMMUNICATIONS INC
Underlying price (date)	40.09 (24/07/26)
Settlement price (date)	39.68 (24/07/26)
Open Interest	0

Performance and Risk

	6m	1y	3y
Perf (%)	-5.77%	+17.20%	-
Perf (abs.)	-2.43	+5.82	-
Beta	-	-	-
Volatility	24.89	25.29	-

Futures and Options

Related Futures	-
Related Options	-












Information about previous performance does not guarantee future performance.
 Source: FactSet

Price data

Ø price 5 days Ø volume 5 days (pcs.)	39.2240 USD (0)
Ø price 30 days Ø volume 30 days (pcs.)	40.0547 USD (0)
Ø price 100 days Ø volume 100 days (pcs.)	39.8728 USD (0)
Ø price 250 days Ø volume 250 days (pcs.)	36.8483 USD (0)
YTD High date	42.2247 USD (2024/02/02)
YTD Low date	37.4483 USD (2024/01/02)
52 Weeks High date	42.2247 USD (2024/02/02)
52 Weeks Low date	29.8176 USD (2023/10/06)

Recent Research

on underlying	on sector	on market	
Date		Headline	Download
2024/07/24		Global Equity Ratings	
2024/07/24		Aktienempfehlungen Global	
2024/07/15		Aktienempfehlungen Global	
2024/07/12		Global Equity Ratings	
2024/06/21		Global Equity Ratings	