

VERIZON COMMUNICATIONS INC. FUTURE (VZFF) - EUX/C13

2024/04/30 18:40:10

Price
39.3822 USD

Difference  **-2.49% (-1.01)**

General attributes

Symbol	VZFFC13
Exchange	Eurex
Currency	USD
Security type	Future
Underlying	VERIZON COMMUNICATIONS INC
Maturity	06-2025
Contract size	100

Market data

Bid (Bid size)	- USD (-)
Ask (Ask size)	- USD (-)
Open	39.3822 USD
High	39.3822 USD
Low	39.3822 USD
Close (prev. day)	40.3878 USD
Underlying	VERIZON COMMUNICATIONS INC
Underlying price (date)	39.92 (24/05/22)
Settlement price (date)	39.83 (24/05/22)
Open Interest	0

Performance and Risk

	6m	1y	3y
Perf (%)	+10.98%	+6.18%	-
Perf (abs.)	+3.85	+2.26	-
Beta	-	-	-
Volatility	23.11	25.22	-

Futures and Options

Related Futures	-
Related Options	-












Information about previous performance does not guarantee future performance.
 Source: FactSet

Price data

Ø price 5 days Ø volume 5 days (pcs.)	39.1787 USD (0)
Ø price 30 days Ø volume 30 days (pcs.)	39.9433 USD (0)
Ø price 100 days Ø volume 100 days (pcs.)	39.4083 USD (0)
Ø price 250 days Ø volume 250 days (pcs.)	36.0903 USD (0)
YTD High date	42.2247 USD (2024/02/02)
YTD Low date	37.4483 USD (2024/01/02)
52 Weeks High date	42.2247 USD (2024/02/02)
52 Weeks Low date	29.8176 USD (2023/10/06)

Recent Research

on underlying	on sector	on market	
Date		Headline	Download
2024/04/26		Global Equity Ratings	
2024/04/26		Aktienempfehlungen Global	
2024/04/03		Global Equity Ratings	
2024/04/03		Aktienempfehlungen Global	
2024/03/13		Global Equity Ratings	